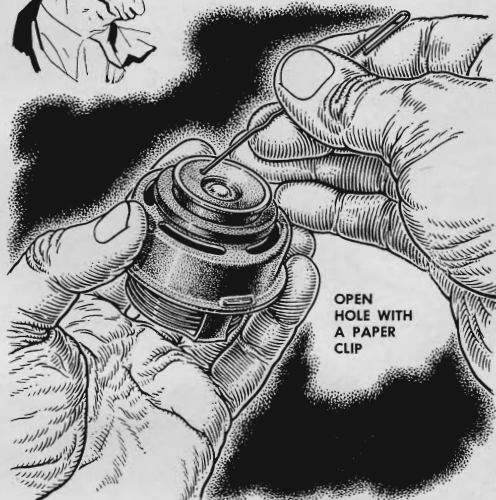


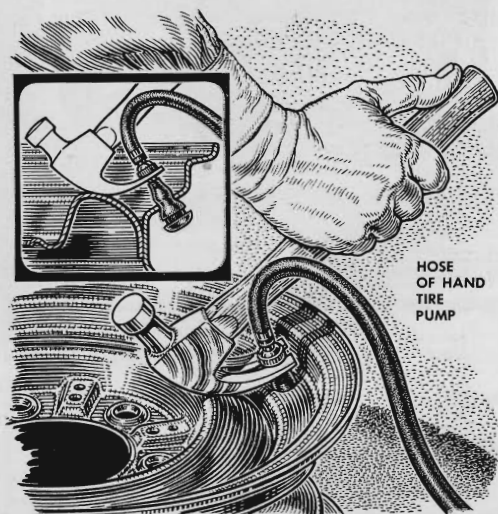


Hints from the Model Garage




OPEN HOLE WITH A PAPER CLIP

Whenever you remove a thermostat, check the air-bleed hole to see that it's not clogged with rust. A clogged bleed hole will trap air in the engine block, making it difficult to refill the system completely and overheating will result.




HOSE OF HAND TIRE PUMP

Replacing a tubeless-tire valve need not be difficult even if an installing tool is not available. Press the valve in the rim hole, then screw on the tire-pump fitting. Place a claw hammer under the fitting and pull the valve into position.



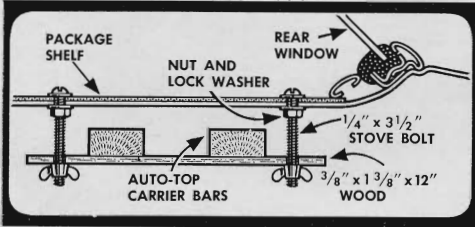

An over-tightened wheel nut can easily be removed by heating it briefly with a torch. Hold the wrench ready to loosen the nut the instant you take away the torch, before the heat transfers to the stud and expands it, too.



POUR SIX OUNCES OF DENATURED ALCOHOL INTO FUEL TANK

To clear the gas tank of water caused by condensation, pour in about six ounces of denatured alcohol—the kind you get at the paint store. The alcohol absorbs the water and burns away without causing the engine to miss.

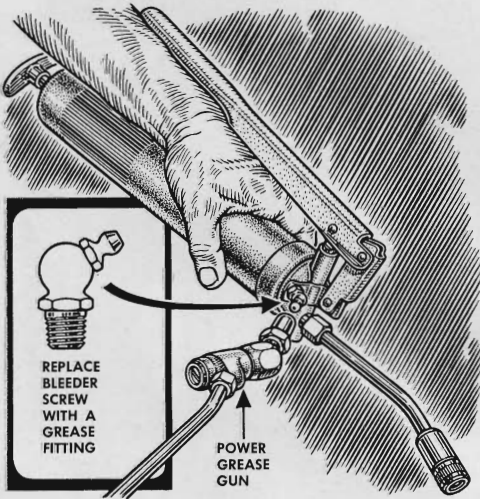
More Hints from the Model Garage




A car-top carrier can be neatly stored in the unused space beneath the rear package shelf in a sedan. Lock four long bolts in the shelf so they protrude into the trunk. Use wing nuts and wood strips to clamp the carrier between the bolts.



Block and tackle won't pull your car out of a soft back road or a sandy seashore if there's no place to secure the ropes. An effective "deadman" can be made by burying the spare wheel—the deeper the better—and using it as an anchor.



To eliminate the mess of spooning grease into a grease gun, remove the bleeder screw and install an ordinary grease fitting. You can then have the gun filled at any service station without opening it. Cost per filling is about 50¢.



A box of sand kept near the shop welding machine is useful for holding irregularly shaped parts together while they are tacked or brazed. Pressed in deep, the parts are firmly held, and the sand doesn't steal heat from the metal.