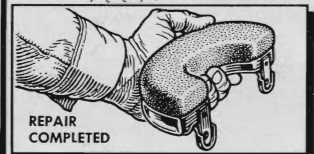
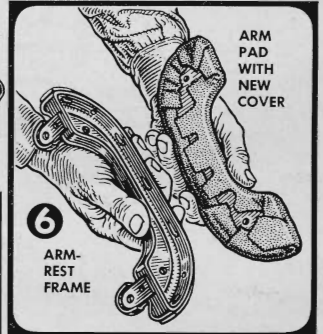
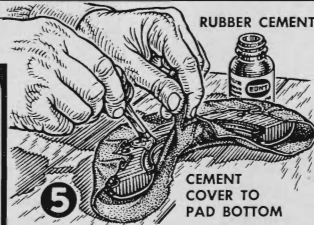
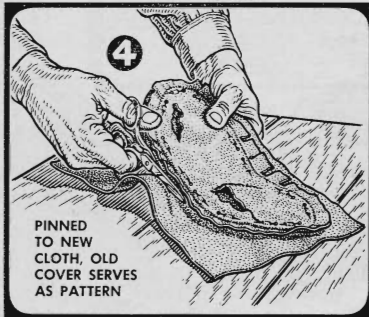
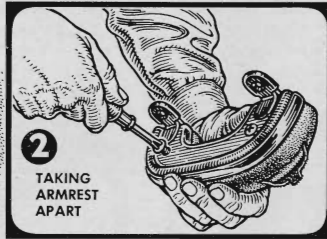
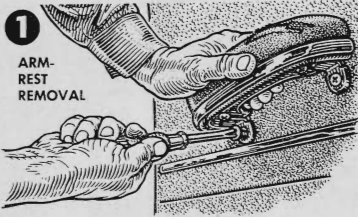
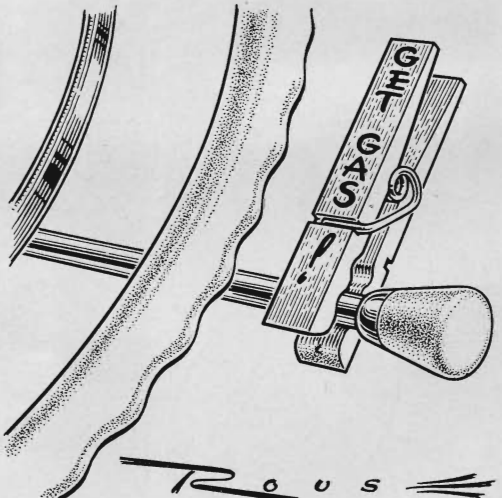
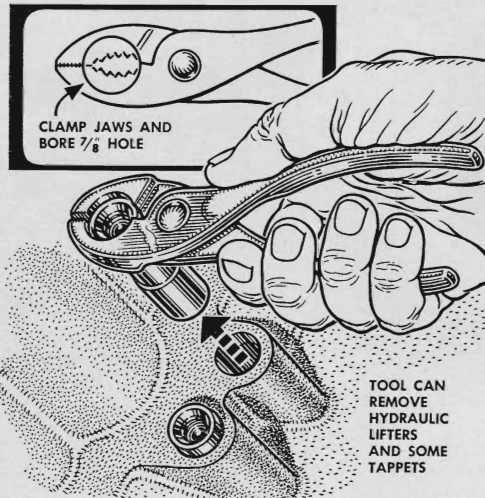


More Hints from the Model Garage



Armrest repair. As a car grows older it's natural that the armrest on the driver's door should wear through on the top. When this happens, a new cover can be put on easily, using material that either matches or contrasts with the original up-

holstery. The normal sequence of operations is shown here. After applying cement as in Figure 5, shape the material to the pad, carefully smoothing it on the upper surface. Reassemble the armrest and the cover will remain taut.



Lifter remover. One mechanic has converted an old pair of pliers into a tool for removing hydraulic lifters. The tool can also be used to remove tappets in those cars where it isn't necessary to approach them from below.

Get-gas reminder. When gas is low, remind yourself and other drivers in the family to refuel next time the car is out. Snap a market clothespin on the shift lever or steering wheel. Keep it on the sun visor when it's not in use.