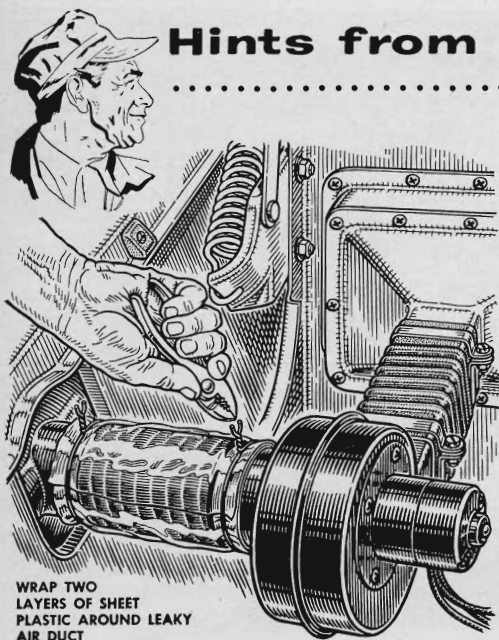



Hints from the Model Garage



WRAP TWO LAYERS OF SHEET PLASTIC AROUND LEAKY AIR DUCT

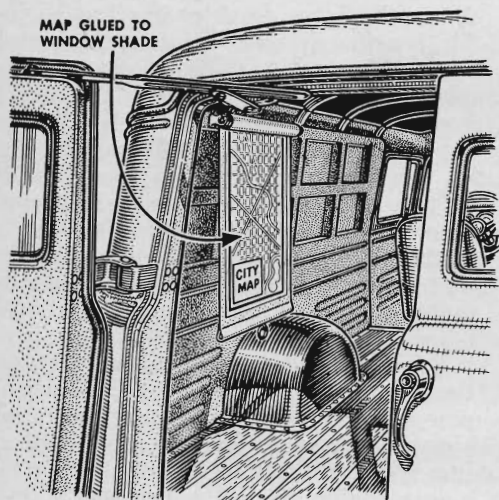
Seal out engine fumes—if they're finding their way into your car through pinholes in the heater duct—with a simple but effective boot of plastic material. Wrap the material twice around the duct and close the ends with wire, twisted tight.



STAINLESS-STEEL SCOURING PAD WILL LEAVE NO RUST STAINS

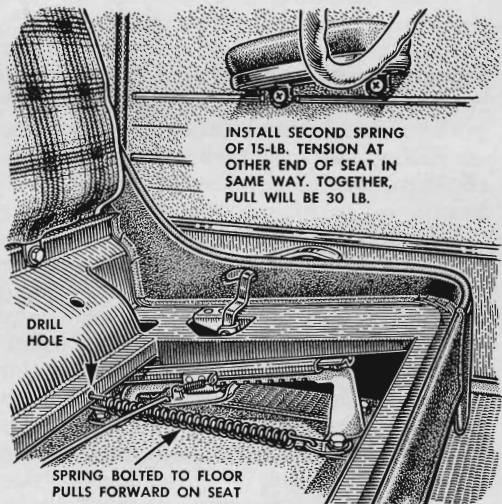
ORDINARY SCOURING POWDER

To clean metal trim and wheel disks made of stainless steel, kitchen scouring powder is best. If a scouring pad must be used to remove dirt, be sure it's a stainless-steel pad, not ordinary steel wool which shreds and causes rust stains.



MAP GLUED TO WINDOW SHADE

A large map that is referred to frequently can be made instantly available by pasting it to a window shade. Use flexible cement or photo-mounting tissue. Hang the roller on shade brackets in a place where it can easily be pulled down.



INSTALL SECOND SPRING OF 15-LB. TENSION AT OTHER END OF SEAT IN SAME WAY TOGETHER, PULL WILL BE 30 LB.

Adjusting the front seat is easier for a short person if a pair of screen-door springs are attached to pull it forward when the lock is released. A tall driver can readily overcome the spring tension and push the seat back again.