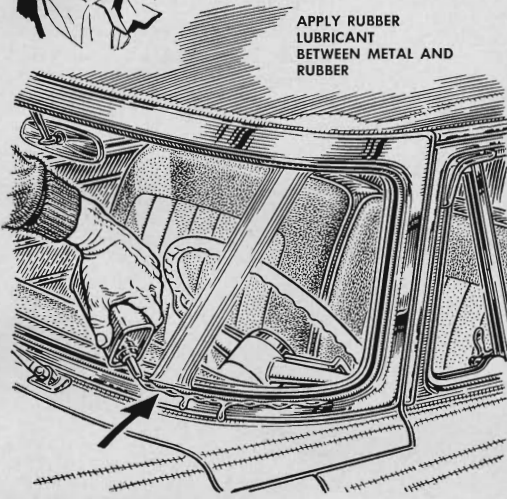


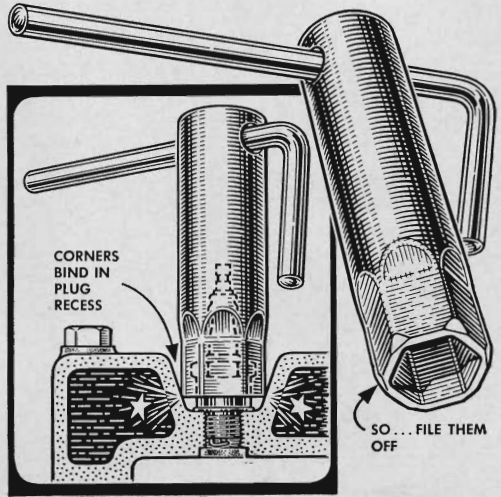


Hints from the Model Garage

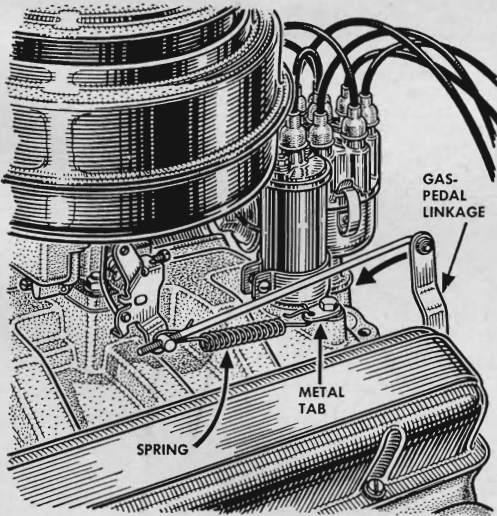


APPLY RUBBER LUBRICANT BETWEEN METAL AND RUBBER

To stop an annoying squeak caused by vibration of the windshield in its opening, trickle silicone rubber lubricant between the metal molding and the rubber channel. If this doesn't silence it, force sealing compound between rubber and glass.



A spark-plug wrench will work easier if you file off the sharp outside corners. This small effort will prevent the six-sided wrench from binding or digging into the plug-recess sides as you exert pressure to loosen or tighten the plug.

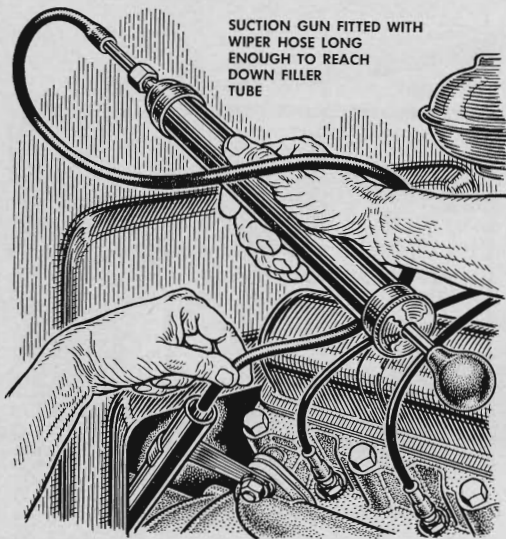


Erratic idling—fast one time, slow the next—can often be corrected by adding a 10-cent spring to the throttle linkage. Stretch the spring far enough to insure positive throttle return, and secure it to a metal tab held by a head bolt.

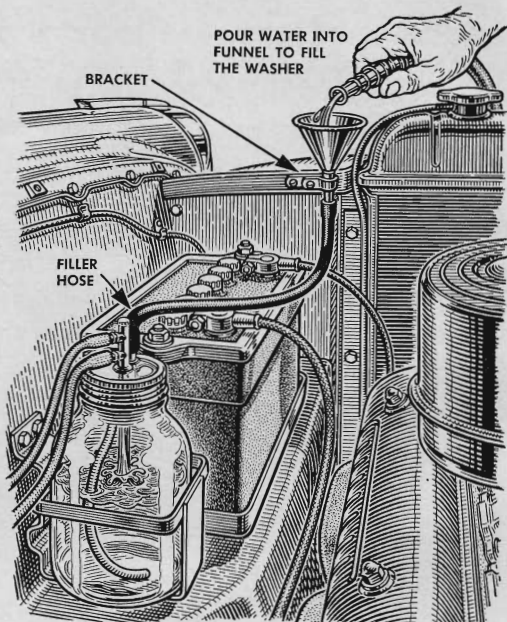


If a nut or bolt drops into an out-of-reach place, retrieve it with a magnetized screwdriver. Wrap the tool with insulated wire and briefly touch the ends to the battery. Then tie the wire to the handle and lower it to pick up the part.

More Hints from the Model Garage



SUCTION GUN FITTED WITH WIPER HOSE LONG ENOUGH TO REACH DOWN FILLER TUBE



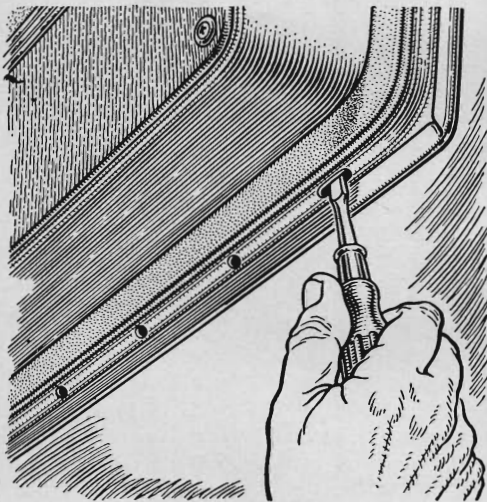
POUR WATER INTO FUNNEL TO FILL THE WASHER

BRACKET


FILLER HOSE

Too much fluid in an automatic transmission can be as unwise as too little. Use a suction gun fitted with a length of wiper hose to draw excess fluid up through the filler tube. Keep the gun clean and don't use it for any other purpose.

You can top off your car's windshield-washer jar every time you check the radiator, with this setup. Permanently install a small funnel on one of the radiator supports and run a length of hose from it to a hole drilled in the water-jar cap.



To prevent rusting out along door bottoms, probe the drain holes occasionally with a screwdriver. It won't hurt either, if you find them plugged, to drill additional holes. Use a $\frac{1}{4}$ " drill and space the new holes in the door between the old ones.



STRIP CUT FROM RUBBER STAIR TREAD

SLIDE STRIP UNDER EDGE OF RUG

Bridge the gap between the floor mat and door molding to make sweeping out the car an easier job. Cut pieces of stair tread and slip them under the mat, leaving an inch or so protruding over the metal to deflect the sweepings up and out.