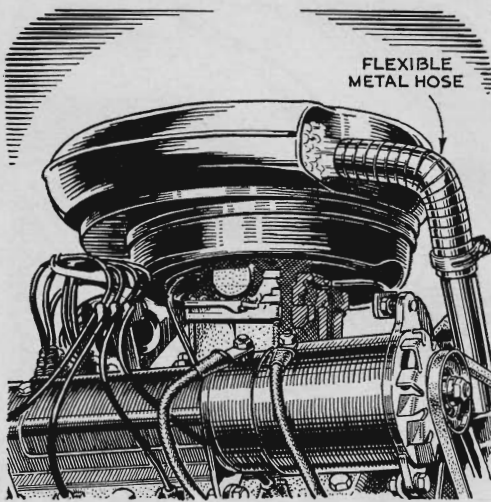
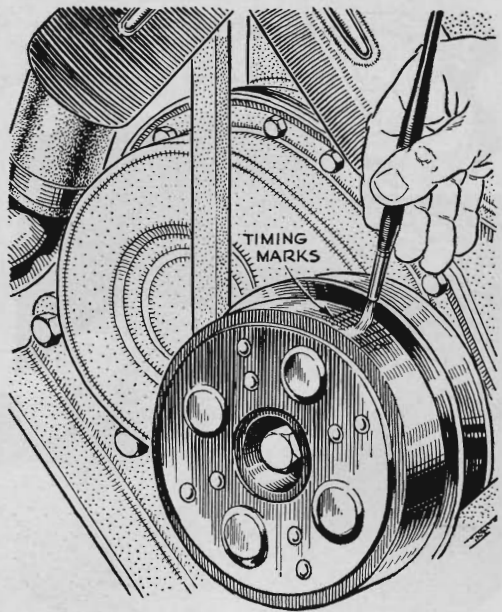


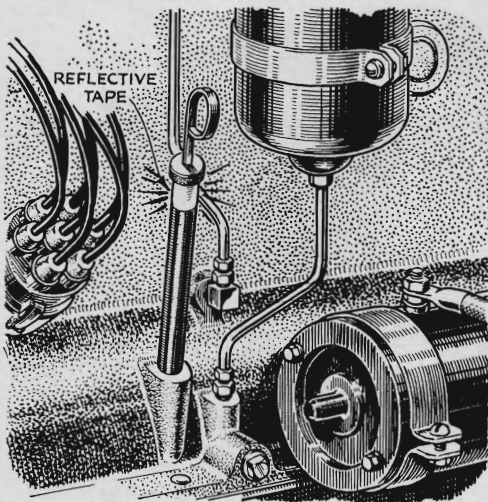
## More Hints from the Model Garage



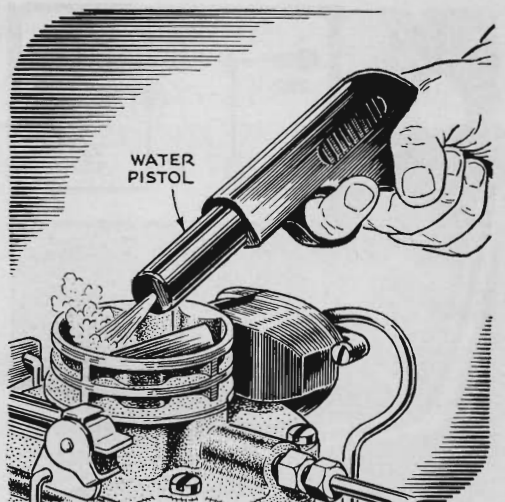
Got an oil pumper that puffs clouds of blue smoke up through the filler pipe? One mechanic eliminated the smoke by diverting it into the carburetor through a short length of flexible tubing. Now the oily vapor lubricates the valve guides.



Timing marks will stand out vividly under the beam of a timing light if they are wiped clean and painted with thin stripes of luminous paint. The paint, available at hardware and art-supply stores, glows when illuminated.



Wrap the top of the crankcase dipstick tube with white reflective tape to make it visible in the shadow of the hood at night. The tape will reflect any feeble stray light, making it easy to replace the dipstick after checking the oil level.



To start a balky engine or save cranking to prime the fuel system after running out of gas, fill a metal water pistol with gas and squirt it into the carb's throat. This is better than pouring in gas; the gun breaks it up into a fine spray.