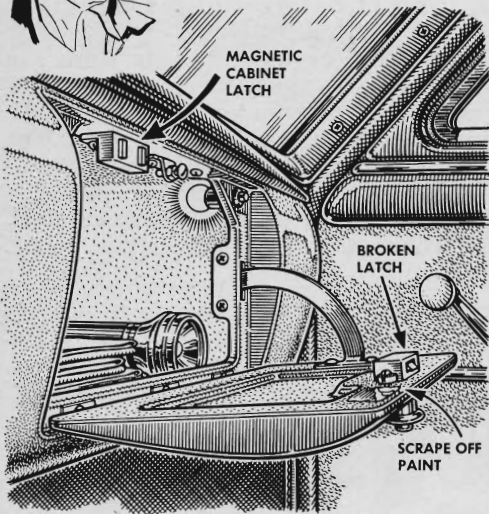





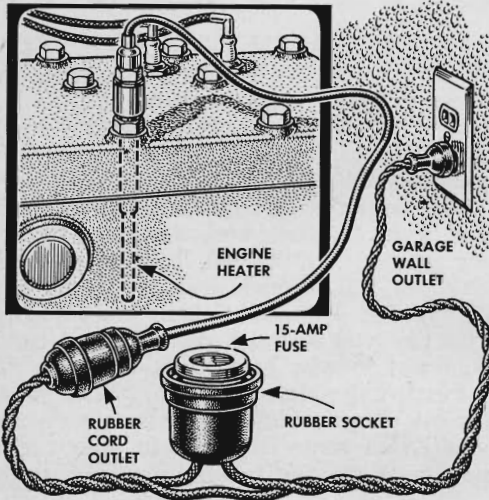
Hints from the Model Garage



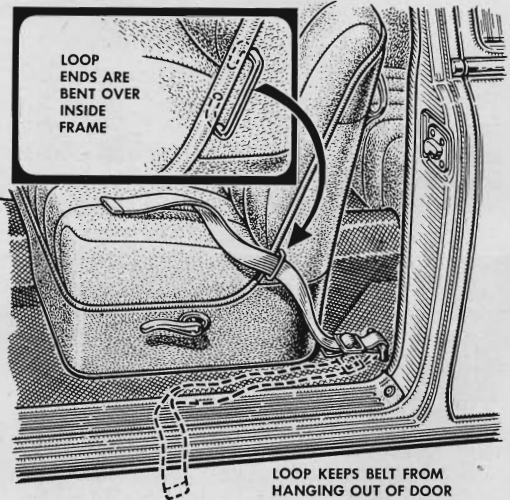
A magnetic cabinet latch can be used to replace a broken glove-compartment lock. Screw the latch to the door frame and scrape paint off the inside of the door where it touches the magnet. The new latch may eliminate some rattles, too.



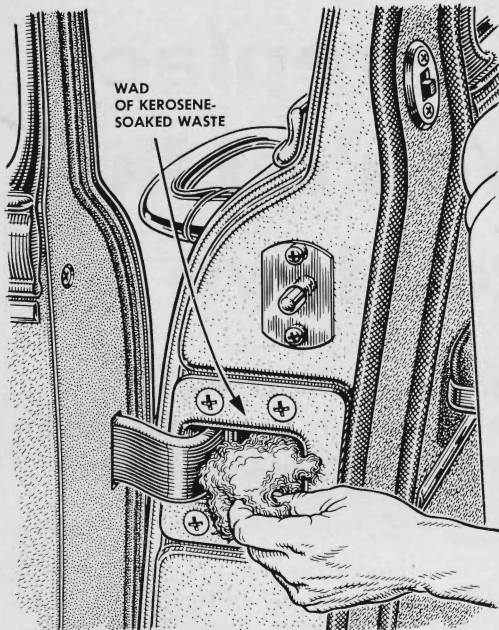
Cargo can be secured in a station wagon by fastening several sets of rifle-sling swivels to the sides and floor of the vehicle with sheet-metal screws. Used with several random lengths of web strap, almost anything can be safely tied down.



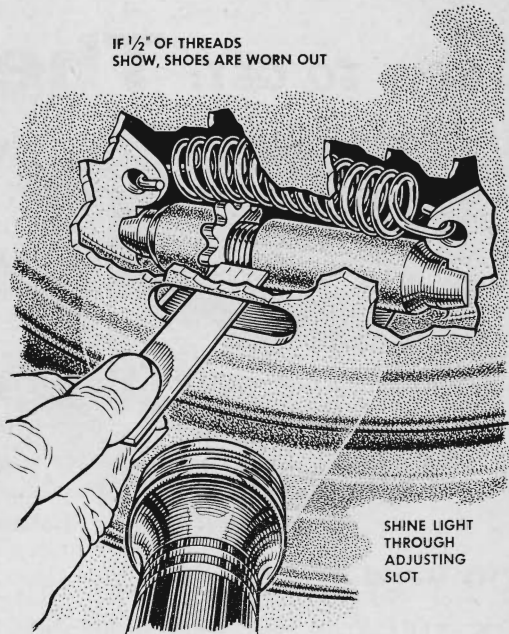
Protect an engine heater by plugging it into a short, fused extension line. Use No. 12 or 14 wire with a plug at one end and a rubber outlet at the other. Cut one leg of the cord and install a rubber socket to hold a 15-amp house fuse.



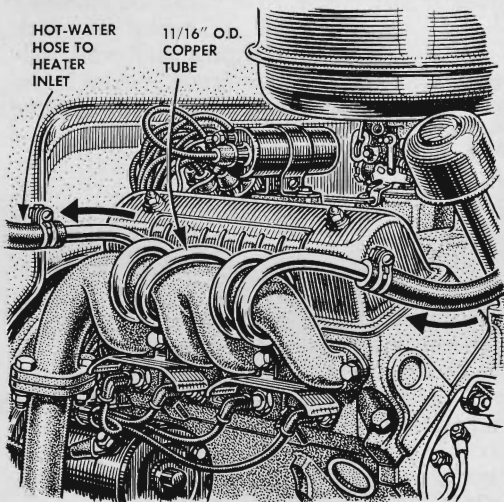
Opened seat belts can be kept from dangling out the door by threading the two outer belts through loops bent from heavy copper wire. Insert the loops in holes punched in the seat frame with an ice pick and bend the ends over.



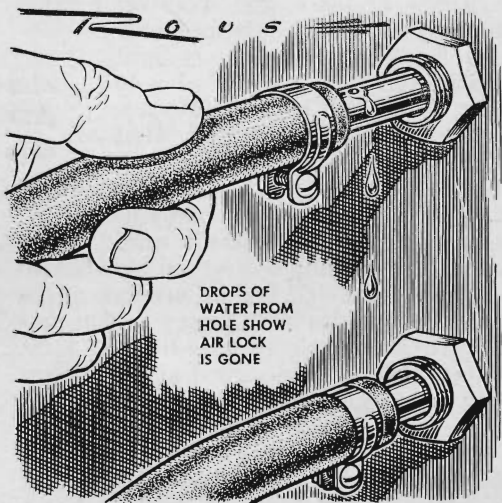
Rusted, squeaky door hinges can be freed and silenced by stuffing a wad of cotton waste in each hinge pocket. Saturate the wad with kerosene or penetrating oil and leave it in place for a few days, or until the hinge responds to the treatment.



Check brake-lining condition quickly on cars with Bendix-type brakes by inserting a $\frac{1}{2}$ "-wide strip of cardboard in the adjusting slot. If $\frac{1}{2}$ " or more of the adjusting threads is exposed, the lining is worn down near the rivets.



You can get more heat from your car heater by using wasted heat from the exhaust manifold. Wrap a length of copper tubing around the manifold, then cut the inlet hose running to the heater and connect the cut ends to the tubing.



To bleed trapped air out of an air-bound car heater, pull back the top hose and drill a $\frac{1}{8}$ " hole in the fitting. Allow the air to escape until the coolant starts flowing out of the hole. Then push the hose over the hole and tighten the hose clamp.