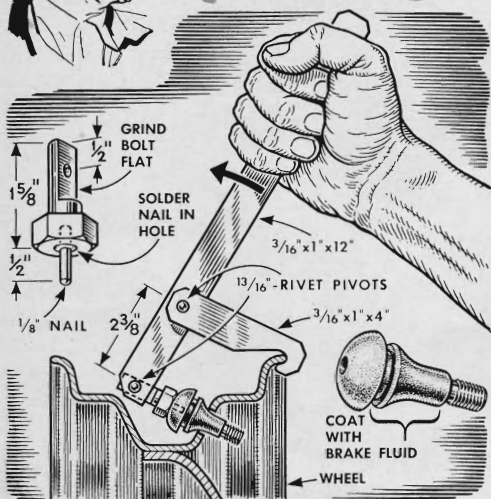
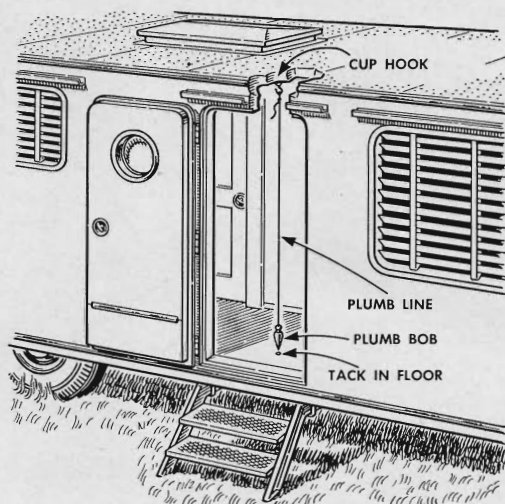




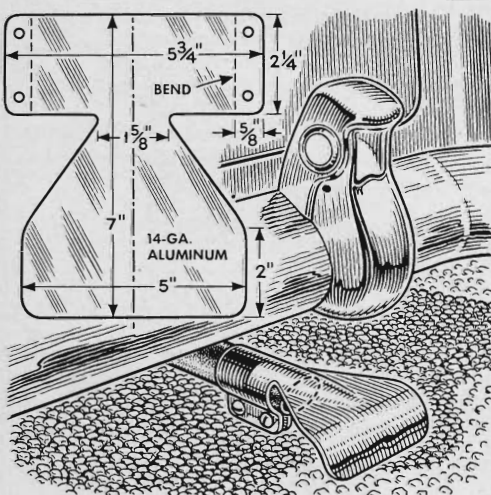
# Hints FROM THE MODEL GARAGE



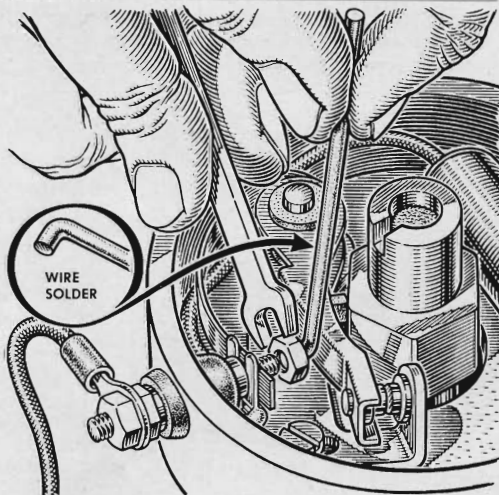
**Improved lever tool**, assembled from steel strips, applies straight, firm pressure to insert tubeless valves in wheel holes without damaging them. The hook acts as a fulcrum against the wheel rim, and pressure on the long end of the handle is multiplied at the short end. Application of brake fluid makes insertion easier.



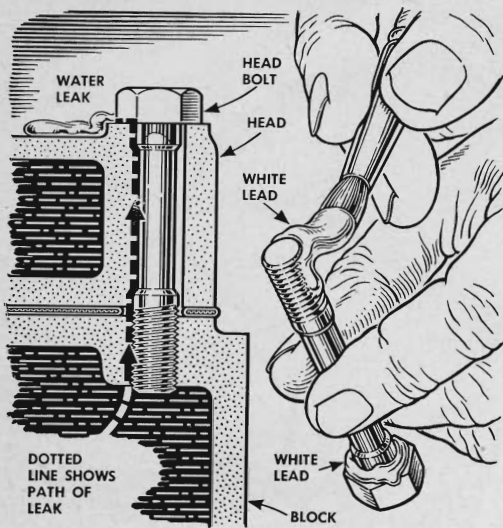
**Set up a trailer once** with a carpenter's level to install this leveler. Then suspend a plumb line from a cup hook screwed into the ceiling and drive a tack into the floor beneath the point of the plumb. All future leveling can be done by hanging the line on the hook and shifting the trailer until the plumb bob hovers over the tack.



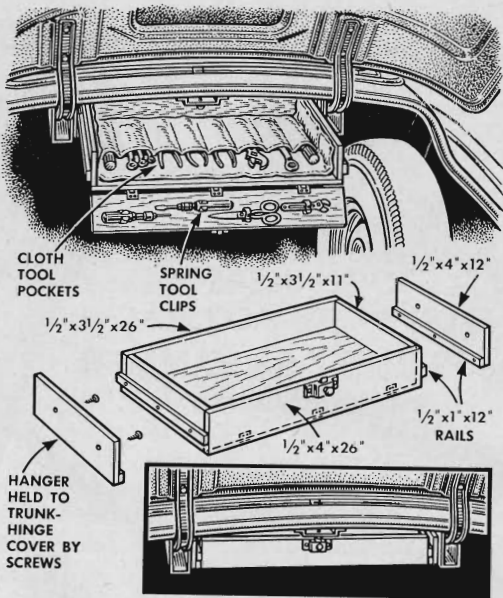
**Made from one piece** of 14-gauge sheet aluminum, this exhaust deflector will remain bright and rust-free while it directs hot exhaust fumes down toward the ground. Clamp it to the tailpipe with two bolts and bend the outer end down slightly.



**A piece of wire solder** will guide a small nut onto a bolt where your finger can't reach. Thread the nut part way on the soft solder and place it against the bolt end, where a wrench can turn it off the solder and onto the bolt.



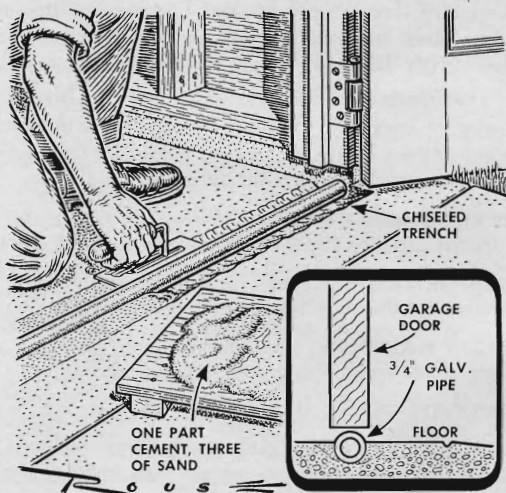
**Don't blame the head gasket** when traces of water or antifreeze appear on top of a cylinder head. Chances are that the fluid is seeping up along the threads of a head bolt. Stop the leak by removing the bolt and coating the threads and shank with white lead or gasket cement.



**Tools won't rattle or be in the way** if they're stowed in a space-saving drawer like this one built to fit between the rear-deck hinges. Fasten wood side rails to the hinge covers with self-tapping screws and fit a cupboard catch to the drawer front to keep it from sliding.



**Put finishing touches on a polish job** by cleaning up any mess made by the polish. Clean wax smears off windshield with glass cleaner for better vision at night. If polish is spilled on upholstery, allow it to dry then brush it out. If spot remains, rub lightly with soapsuds.



**To keep rain, leaves and dirt** from blowing under your garage door, install a length of galvanized pipe across the threshold. Chisel out a trench from jamb to jamb about half the diameter of the pipe, lay the pipe in place and trowel concrete flush with the floor on both sides.