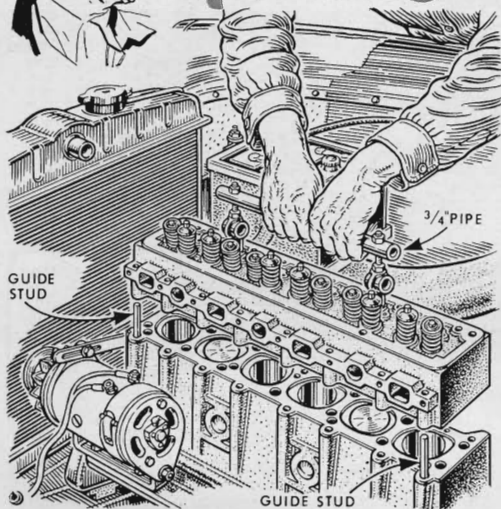
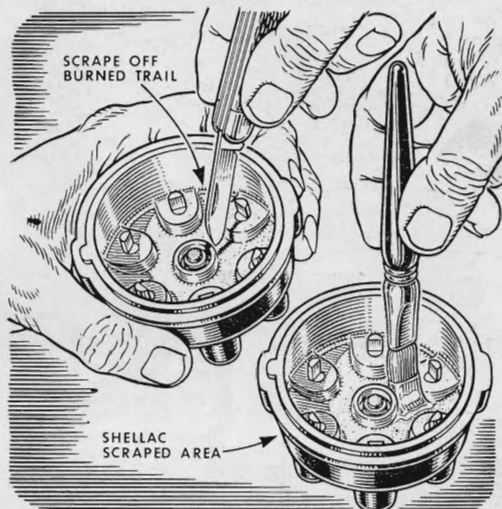




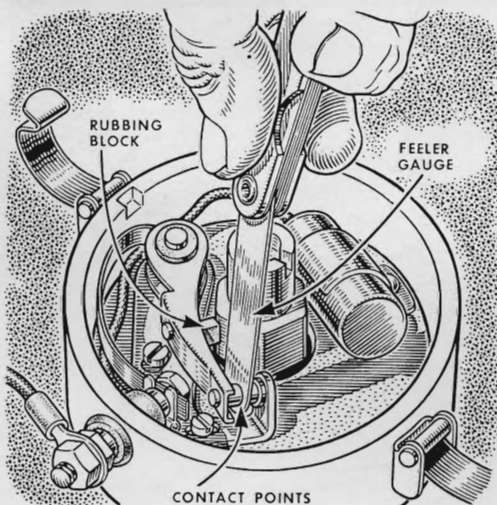
Hints FROM THE MODEL GARAGE




Tired of lifting overhead-valve heads for a succession of ring-and-valve jobs, one mechanic devised a convenient handle. Removing the rocker arms, he bolted a length of pipe to the brackets. Studs in hold-down bolt holes guided replacement.



You can make a quick repair of a short in a distributor cap by scraping clean its telltale carbon trail between terminals and then coating the area with shellac. If all the carbon is removed, the shellac insulation should last a long time.

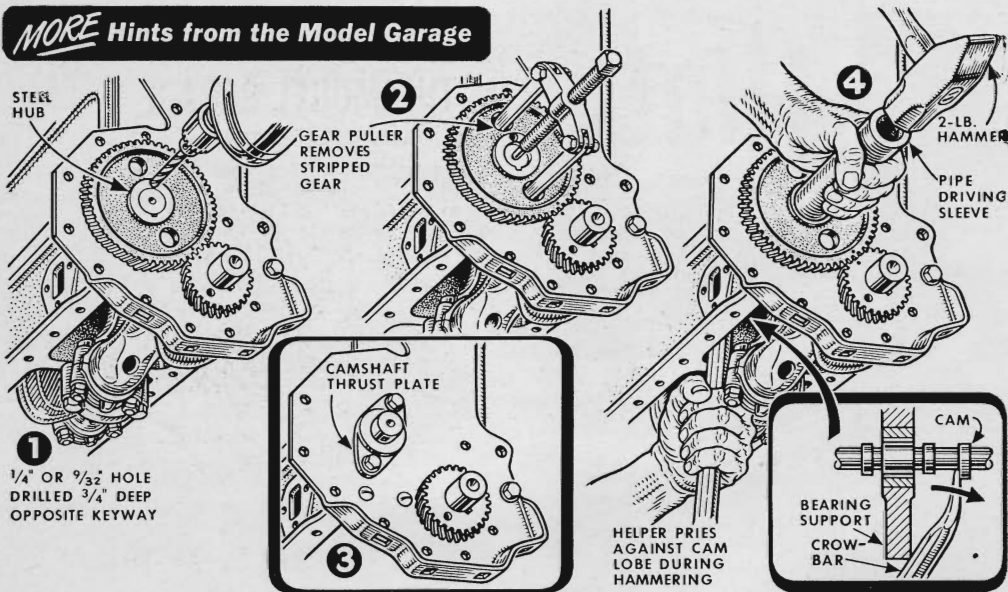


When you replace points, be sure to check the gap at intervals of around 1,000 miles until the fiber rubbing block shows a glaze. It wears rapidly until then, and may shorten the gap enough to make starting hard or burn the points.



Bright-yellow paint on the fan blades may save you a cut hand. Painting the hood prop rod and its slot, too, will help you fit them together in the dark or dim light. The color has high visibility. Clean off all grease first so the paint will stick.

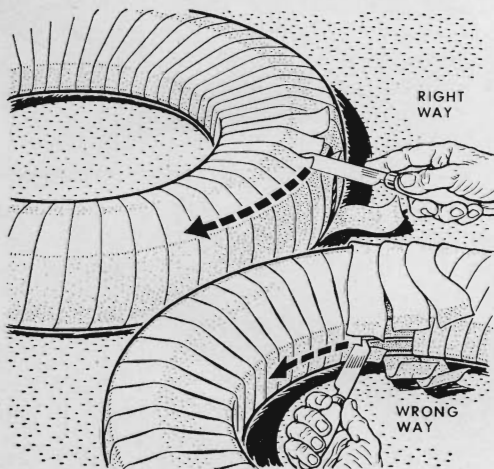
MORE Hints from the Model Garage




A Chevrolet timing gear can be replaced without removing the camshaft if you drill the hub opposite the keyway to weaken it so the web won't break under gear-puller pressure. Don't drill the shaft. Weaken further by driving in a tapered punch.

Standard practice may damage the thrust plate and require replacement, which this method avoids, but check it and the

Woodruff key. Film the shaft with No. 10 oil and be sure the punch marks on the new gear and crankshaft gear are in mesh. Drive with short, sharp blows, using a piece of pipe as a driving sleeve, while a helper supports the shaft with a crowbar wedged carefully so as not to burr the cam. Stop when a feeler gauge shows .002" clearance between hub and thrust plate.



Wraps on tubeless tires should never be cut through between beads. It's bad practice on any tire, but with the tubeless type you stand the added chance of cutting the sealing area, causing a leak. Slice at the shoulder, where nicks are superficial.



Heavy cardboard cartons, frequently used as disposable trash boxes in a home garage, are easier to move if you tie the cover flaps in a vertical position and slot the ends for handles. The lengthened sides will also give you added capacity.