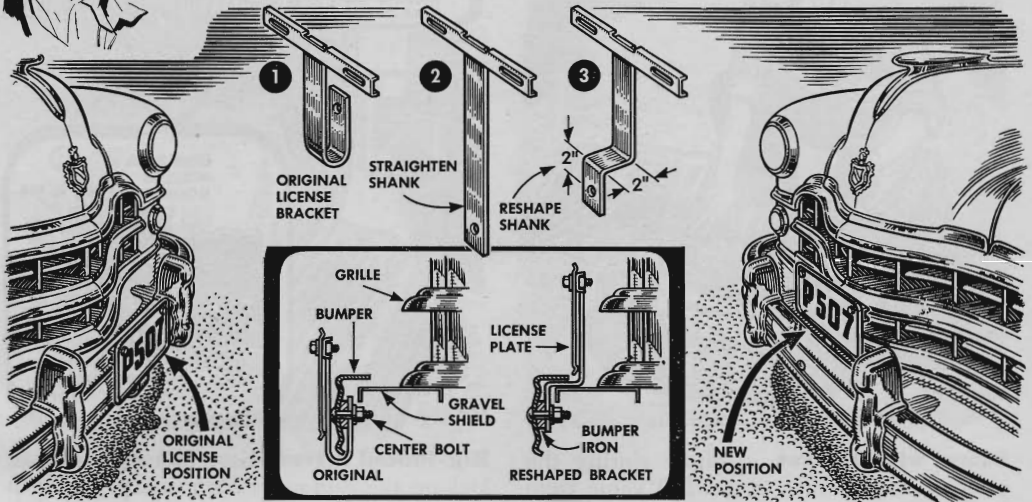





# Hints FROM THE MODEL GARAGE




**A license plate takes a beating** when located ahead of the front bumper. But on some late-model cars that is where the factory bracket forces you to put it.

If your plate is way out front, you may be able to shift it to a safer spot above the

bumper by the simple steps outlined here. After the U bracket has been reshaped, you usually will find enough clearance between the bumper and gravel plate so that the bracket can be slipped into position by pressing down on the gravel plate.



**Here's a shop trick** guaranteed to save tempers every time someone starts dragging an air hose, air grease gun or paint sprayer around a car. Put these diagonally cut oil or antifreeze cans ahead of the wheels and the hose won't snag under the tires.




**An umbrella holder** can be added to your car at little cost. For a folding umbrella, remove the scuff lining from the passenger's side and have an upholstery shop sew on a pocket of matching material. A pocket for a full-length umbrella could go on a door.

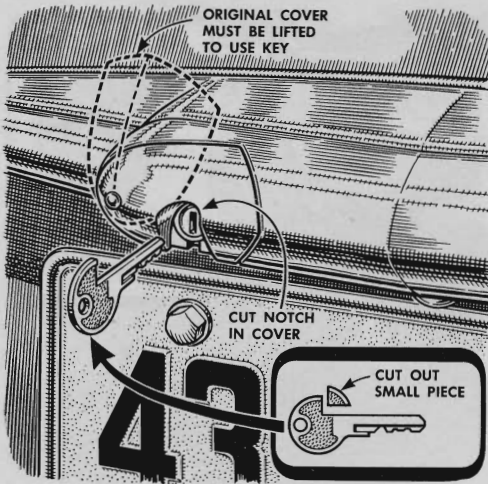
**MORE** Hints from the Model Garage



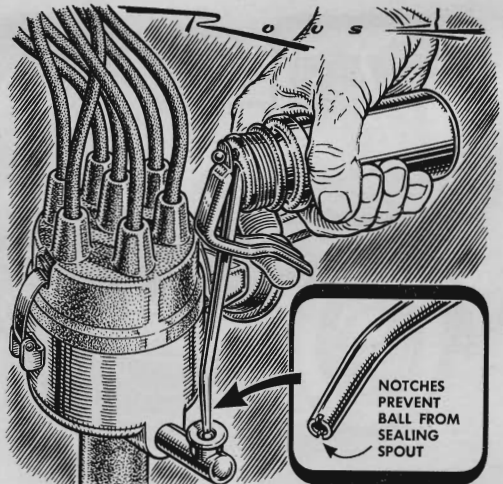
**Store winter tires** carefully during the summer if you want to get full value from them. Wrap each casing with newspapers. This will reduce the chance of ozone damage, since paper absorbs ozone—one of rubber's worst enemies. Put the tires in a cool dark place (not damp) away from electrical machinery that might generate ozone.



**Big-footed drivers** have found themselves kicking the dimmer switch unexpectedly in some recent cars because it is badly placed. One who had the trouble was Stewart Rouse, the artist who makes these drawings. He moved the switch as above and now reports that "my size-15 left shoe has plenty of space to graze around in."



**To open his trunk**, the owner of a late-model Ford reports, it was necessary to hold the lock cover with one hand and turn the key with the other. Modifying the lock cover and key as shown above now permits him to get the lid up with only one hand.



**A notch** filed crosswise in the end of the spout of a pump oiler will help you get oil into ball-check fittings. Otherwise, when the end of the spout is pressed against the ball to depress it, oil may fail to come out—or may squirt to the side.