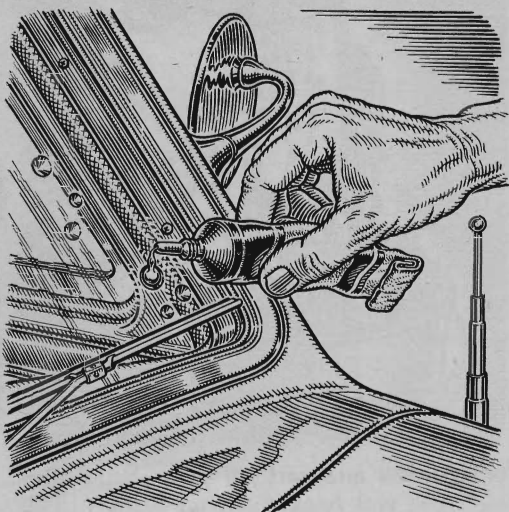



Hints from the Model Garage




After wax has been applied to a car and is ready to be rubbed down, you'll get a rave job if you dip the wiping cloth lightly in a pan of flour. The surface will brighten up with far less work with the polishing cloth.



Holes in windshields caused by stones or BBs are often conical ones with the small end on the outer side. To keep moisture from discoloring the safety glass, wash the hole with household ammonia, let it dry and apply transparent cement to both sides.



Grease can be cleaned off such parts as the front suspension, transmission or differential by using a paint sprayer to spray on kerosene. Allow the kerosene to soak in for a few minutes and then turn a water hose on the area full force.




When his car began to burn oil, one owner lettered this legend on the underside of the filler-cap door. His car is driven by several persons, and the sign lessens the chance that someone will neglect to have the oil checked at each gas stop.

Please turn the page for more auto hints.




Wash mud and salt off your chains after each use and hang them up to dry. This will make them last longer. Even with proper drying the steel may rust some, but light rusting will not affect chain strength.

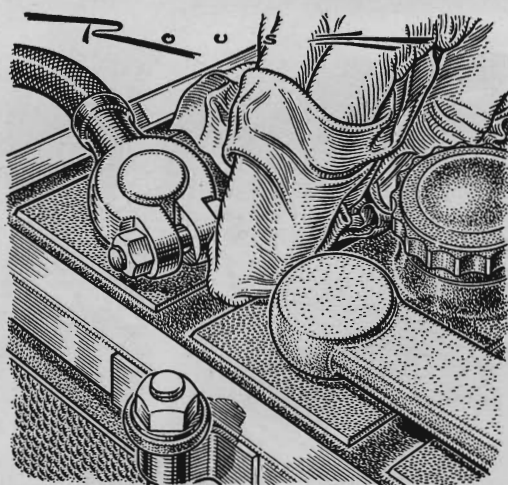
When one cross chain breaks, it is advisable to replace them all. If one has broken, others will probably soon go.



Sand and gravel or other different materials can be carried in a small truck at the same time without mixing if you divide the body like this. Install matching pieces of channel iron on opposite sides of the body. Cut division boards to slip into the channels. It may help to space each division to hold one cubic yard of material.



To avoid toots and angry glances after a ring job, one car owner bolted this sign to the rear of his car. He made the sign by cutting letters from a newspaper and cementing them to a piece of tin about the size of his license plate.



Wipe off dirt and moisture from the top of your battery occasionally. If too much piles up, it will form a leakage path between the terminals. Another tip: clean out the small vent holes in the plugs with fine wire from time to time.