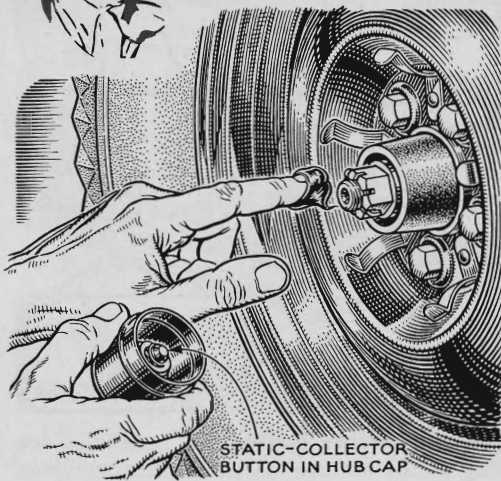
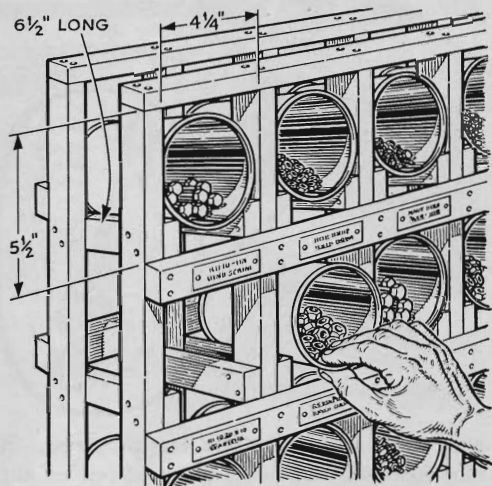





Hints from the Model Garage




Lubricating Static Springs. When wheel springs are used to prevent static interference with radio operation, apply heavy graphite grease occasionally to the axle end. To make conductive grease, mix powdered graphite with petroleum jelly.



Small Parts Stored in Oil Cans. A rack for nuts, bolts and other small parts can be assembled from empty quart oil cans and cheap lumber. Build it so cans slope toward the back. The containers can be lifted out and carried to the job.




Targets Help Space Cars. While A. Zanelli, of Wyckoff, N. J., was renting a two-car garage to a couple of neighbors, one of them occasionally took too much room, blocking out the other. As a solution—and reminder—Zanelli painted a couple of alignment targets on the garage wall.



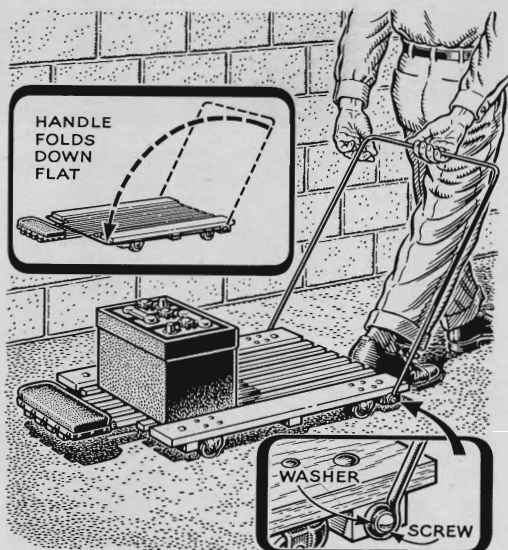
Fitting Disks Over Wheel Weights. In many cases, a garage man will tell you: "Use either wheel disks or balance weights—but not both." But you can make the disks fit over the chunks of lead by hacksawing out small slots. The tight disks will not ordinarily disturb wheel balance.

Please turn the page for four more hints.

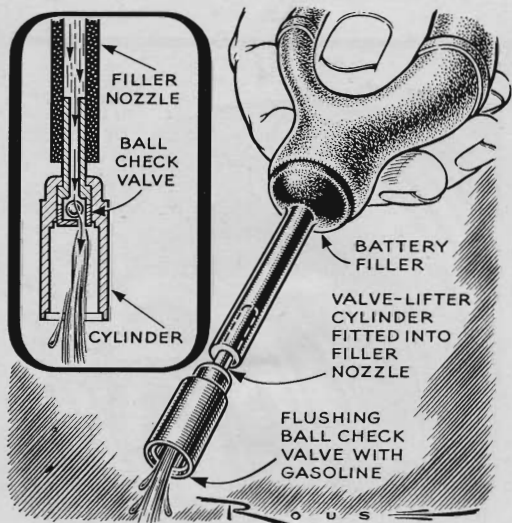
MORE Hints from the Model Garage



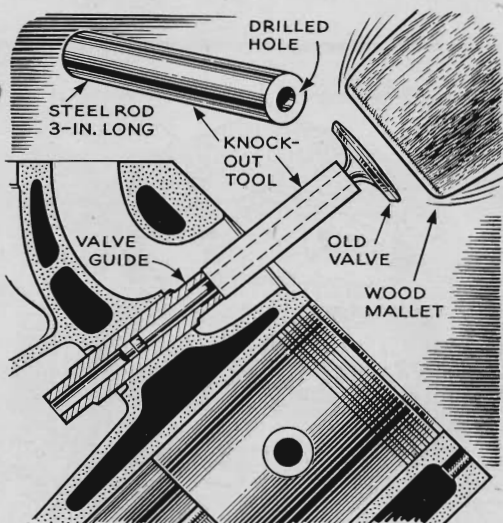
Mat Clip Leaves Your Hands Free. A clip like this will keep the mat out of the way when you're working on a master brake cylinder or battery under the floor. Hook it over one of the dashboard control knobs. A spring-closed battery clip does fine.



Creeper Hauls Batteries. Instead of toting heavy storage batteries, one mechanic moves them on a creeper fitted with a handle of $\frac{1}{4}$ " cold-rolled rod. Swung down, the handle doesn't interfere with normal use of the creeper.



Syringe Cleans Hydraulic Lifters. If you aren't satisfied with the usual method of soaking in gasoline to clean hydraulic valve lifters, try this: Draw clean solvent into a synthetic-rubber battery syringe, fit it to the lifter stem, and force fluid through. Shake the unit as a test; the ball should make a sharp click.



Tool Knocks Out Valve Guides. Worn valve guides can be removed and new ones installed in some engines by using an old valve and a piece of cold-rolled steel. The outside dimension of the knock-out tool should be slightly less than that of the valve guide, the inside drilled to the same dimension as the valve stem. Use as shown.