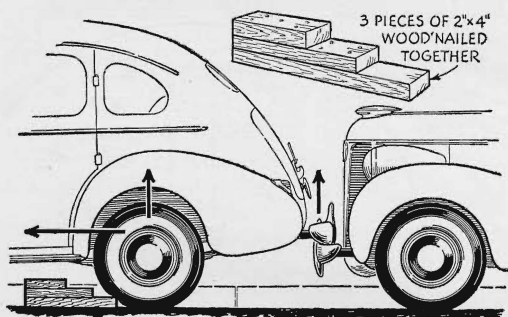


# Helps for Car Owners



## Bottle Opener for Picnics

THERE'S no chance of forgetting a bottle opener, the vital tool on a picnic, if you attach one to the steering post of your car. It is easily installed with clamps designed for mounting a windshield-defrosting fan.—D.P.C.

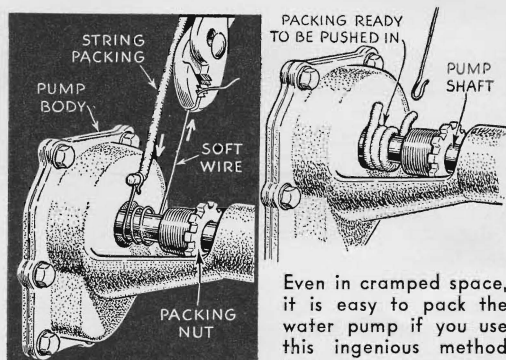


## Easily Made Block Steps Untangle Locked Bumpers

IN CASE your car locks bumpers with another, a handy unit to have stowed away in your luggage compartment is an easily made pair of block steps made from two-by-four lumber. As illustrated above, one set is placed under each near wheel of the "top" car, which is then driven onto the steps to lift its bumper clear of the other car. The steps fit together for compact storage.—R.C.

## Soft Wire Winds Packing on Water-Pump Shaft


REPACKING water pumps in the cramped space found on pumps of most late-model cars is made easier by using a two-foot length of soft, flexible wire. Loosen the packing nut and then wrap three turns of the wire loosely around the shaft, as pictured below. Attach one end of a piece of string-type packing to a loop in the wire. Gently pull the wire and the packing will wind itself into place. In the drawing, the space is exaggerated in order to show details of the process.—J.H.B.



Even in cramped space, it is easy to pack the water pump if you use this ingenious method

## Removing "Collision" Paint

WHEN two cars scrape fenders, the lacquer or enamel color from one is sometimes transferred to the other. Either as a permanent repair job, or to eliminate an unsightly splotch until the fender can be repainted, the blemish can be removed by rubbing with a lacquer rubbing compound, which can now be bought in small quantities.—W.E.B.



Paint scraped from another car is rubbed off quickly