


# New Ideas FOR Motorists

## Boards Clamped to Fenders Form Lumber Carrier

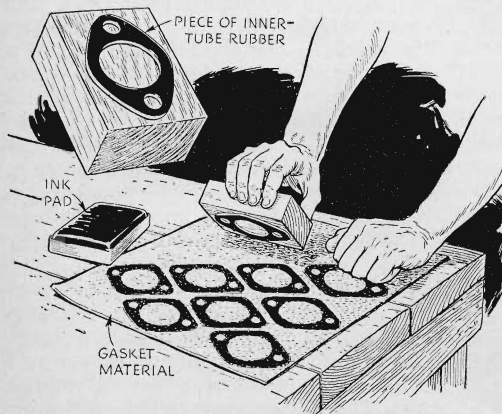


TO AVOID having to run ropes all over my car when I go to the lumber yard for supplies, I fasten narrow boards to the front and rear fenders on one side with C clamps, as shown. An old army blanket folded and placed on the top of the fenders protects the finish from being scratched by the boards during the hauling operations.—M. L. E.

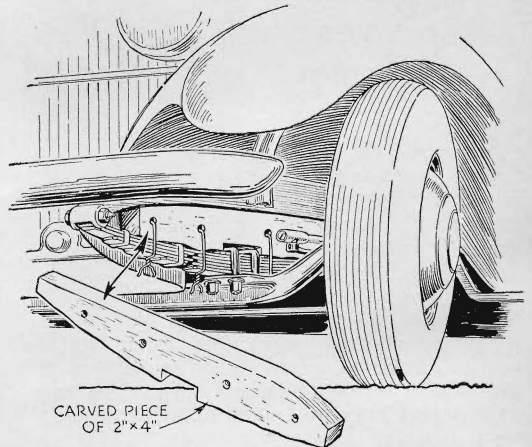
Held on by C clamps, the uprights make it easy to carry long boards

## Handy Gasket Duplicator Made from Inner Tube

WHEN you have to make a number of duplicate gaskets, you can save time by using the "rubber-stamp" method. Cut a pattern out of inner-tube rubber and cement it to a block of wood. Then by using an ink pad you can stamp as many impressions as you want on a sheet of gasket material. The gaskets corresponding to the original one can be cut out with shears.—E. L. B.



How gaskets are stamped in ink with the duplicator



## Temporary Spring Repair Gets Car to Garage

SOME time ago, I was driving in the country, miles from any garage, when a front spring broke clean through. Bad roads made it impossible to drive far without repairs of some kind. I got to a farm where I obtained a two-by-four and some wire. First I put the jack under the frame of the car on the side of the broken spring, and raised the side to its normal position. Then I cut the two-by-four with a hatchet to conform as closely as possible to the contour of the frame over the spring, and of the spring itself, as shown in the accompanying sketch. After wiring the two-by-four in place, I removed the jack. The splint got me all the way back home to a garage, where it was found the temporary repair had prevented any further damage from taking place.—W. E. M.