



Hints from the Model Garage


DRAWINGS BY
RAY QUIGLEY




Removing bulbs for brake lights, turn signals, and backup lights on '63 Chevys may cause you trouble. The job can be made easy by using a small suction-cupped toy dart. Keep it in a handy place in your car. It will save you a lot of broken fingernails.



Switched to manual choke and afraid you'll forget it when the engine warms up? Fit a pilot light on the dash, and wire it to a discarded set of contact points acting as an on-off switch on the carburetor's choke-control arm, as shown in the drawing.



When installing front shock absorbers on cars that require under-hood fitting, you can prevent the rubber grommet at the lower mount from falling off. Push a lead-pencil point between the grommet and the stud and break it. It will hold the grommet in place.



You can replace the oil seal on the sector shaft easily in cars with power steering by removing the snap ring below the oil seal. Then start the engine and turn the steering wheel back and forth. The oil seal will be forced out through the worm-gear housing.