
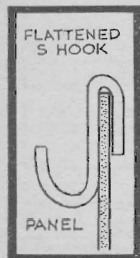
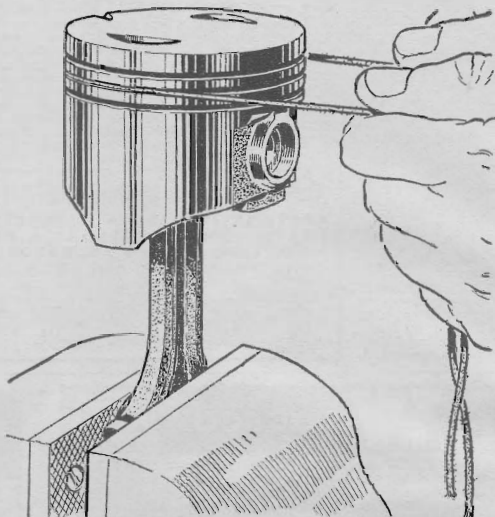




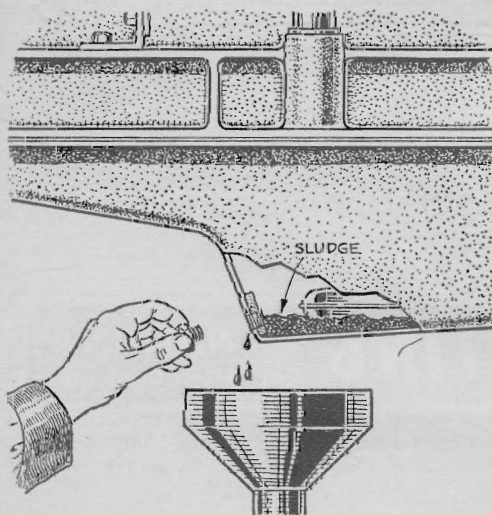
# Hints from the Model Garage



Keep whisk broom and ice scraper handy but neatly out of sight by hanging them from steel S hooks. Flatten one of the loops on each hook so that it can be forced down behind the top edge of the driver's-side kickpad under the dashboard.



Twine easily cleans out the grooves in pistons when you're installing new rings. Dip the twine in oil and coat it with fine sand or abrasive dust. Work it back and forth to scrape out carbon deposits. When you're done, wash the pistons thoroughly.



Changing your oil? Have it drained only after a hard drive (at least 10 miles). When oil is hot and then, sludge won't settle and harden. If you leave your car at a service station for a change later in the day, the cold sludge won't flow out.



When adjusting the carb on an alternator-equipped car, turn on the lights. If you don't, idle speed will be too low at night when lights are used. Alternators have a higher output at idle than generators, but they also drain more engine power.