
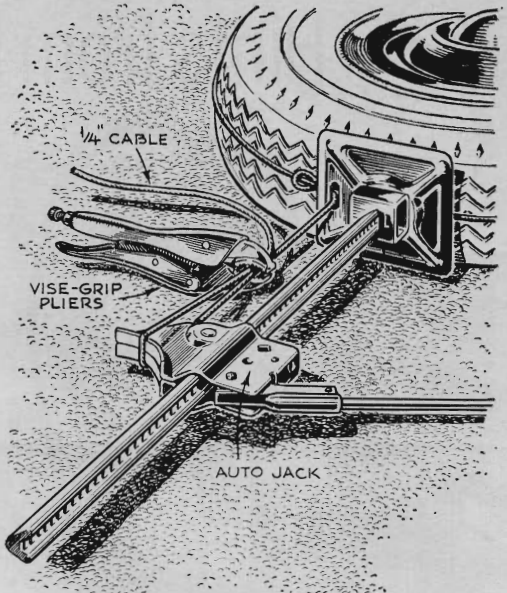


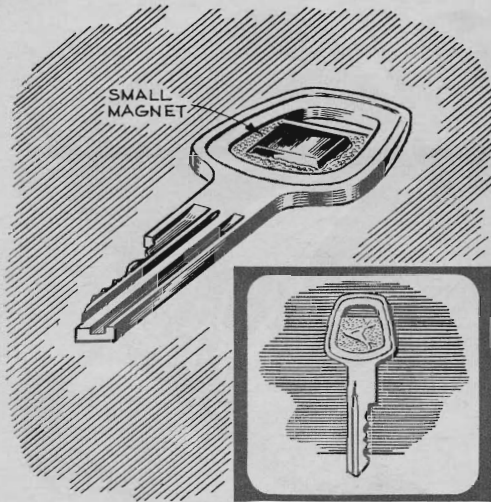
More Hints from the Model Garage



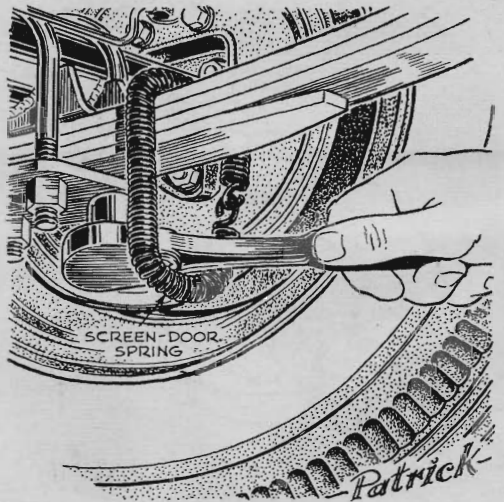
Put light where it's needed, when you're working under the hood or inside the body of a car, by rigging up this light stand. Connect a gooseneck desk lamp to an old floor-lamp stand. Add a hook to store the coiled cord when the lamp's not in use.



To inflate a tubeless tire, you need a good seal between bead and rim. Try running a cable lasso around the crown, passing the free end through the base hole of your jack and around the lift finger. Work jack to compress the tire till it holds air.



You'll never be locked out if you hide a spare door key where it's accessible from the outside. A simple way to attach it to the car body is to fasten a small magnet to the head with epoxy glue. The type of magnet often sewn on potholders is ideal.



When removing U bolts from auto springs, keep a socket wrench seated on the nut by looping a screen-door spring around the axle or spring. Slip wrench through the sling, which should be snug enough to exert tension. Wrench can be turned with one hand.