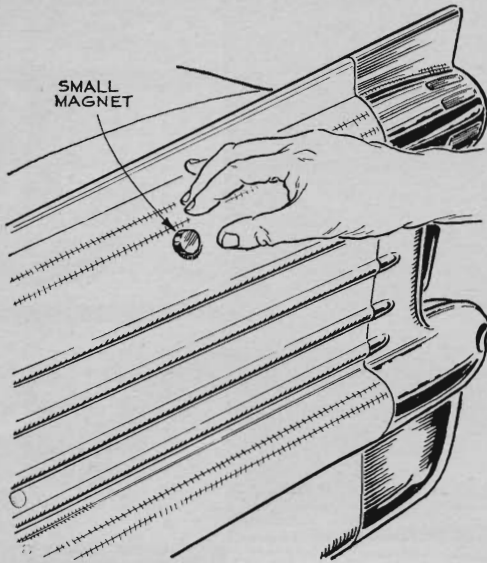
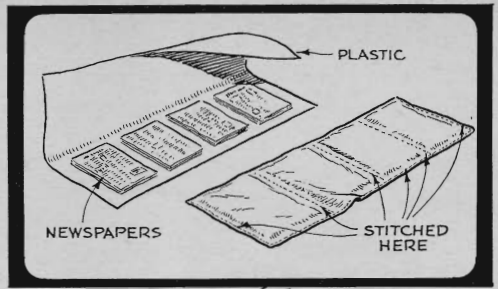



More Hints from the Model Garage



When shopping for a used car, take along a small magnet. Apply it to the body panels and see whether it sticks. If it doesn't, you can be sure that the car has been in an accident and the damage was covered over with fiber-glass or body solder.



A slippery folding plastic mat allows you to slide easily under a car to make repairs. Make it of a 36"-by-72" sheet of roll plastic and four large newspapers. Fold the plastic lengthwise over the papers. Sew around the borders and between the papers.



Reaching ball joints with a grease gun requires moving the front wheels. This is easier if the wheels rest on a slippery surface. Cut the ends off two milk cartons, flatten them, and put them under the tires. It also saves wear on the steering linkage.

Do You Have an Auto Hint? Send It in and Win a Prize

HAVE you discovered or developed a moneysaving short cut for making your own auto repairs? Have you found an easier way to do a difficult job? Got a tip that will make driving safer or easier? Or do you know someone who has an original tip, one not previously published?

POPULAR SCIENCE will pay a cash prize of \$15 for every auto-repair hint accepted for publication each month in "Hints from the Model Garage."

Describe your idea as completely as you can in words. Add a pencil drawing, or shoot a photo, if you feel that this will make it more easily understood. Address your entry to Model Garage Editor, POPULAR SCIENCE, 355 Lexington Ave., New York 17, N. Y.