




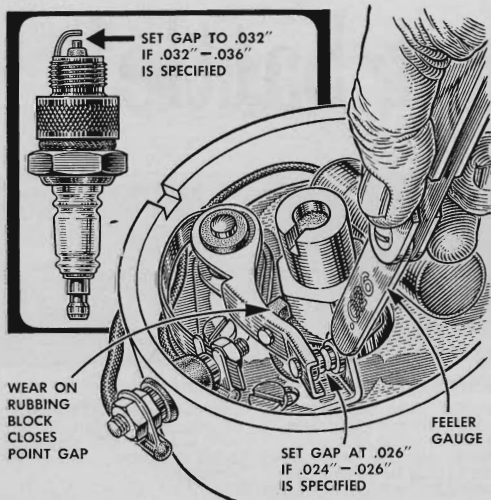
Hints from the Model Garage




Tapping a 12-volt battery is cheaper than buying a resistor when six-volt current is needed for electric brakes on trailers. Drill a hole in the positive post of the third cell and install a $\frac{1}{4}$ " screw to act as a terminal for the six-volt cable lead.



Touch up paint chips and scratches with a nail-polish brush. It's just the right size and its handle is conveniently shaped for detail work. First clean the brush with polish remover. Promptly taking care of chips prevents rusting and blistering.



Adjust spark plugs to the smallest gap recommended. They'll stay properly adjusted longer since their gaps increase with service. Distributor points, however, should be set at the high end of recommended range since their gaps decrease with wear.



An old blanket can keep you clean when you unload your car trunk. It protects clothing from grime on the bumper. Fasten the blanket to the trunk floor, and sew a wooden slat into the edge to prevent flapping. The blanket rolls up when not in use.