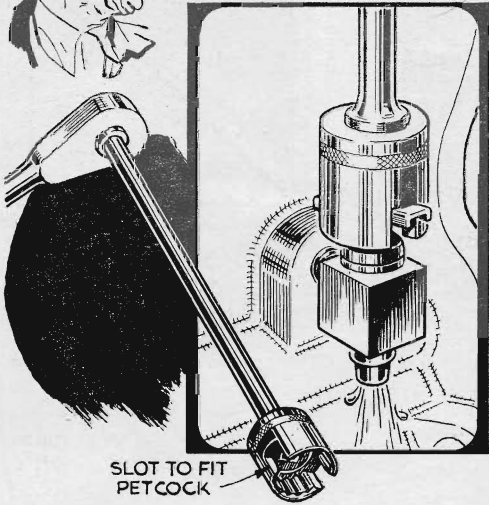



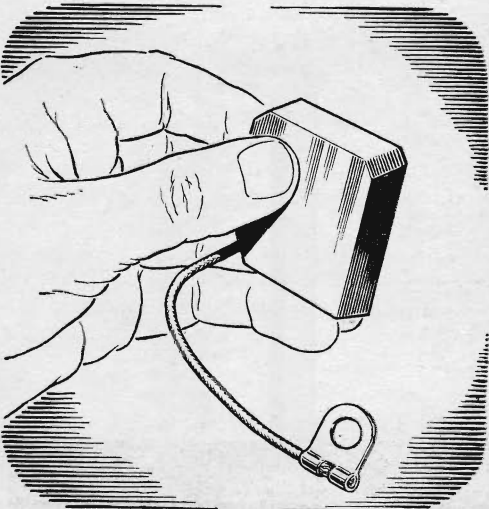
# Hints from the Model Garage



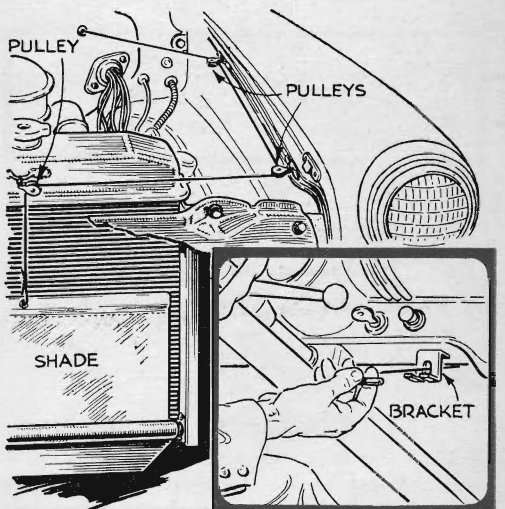
**Hard-to-reach petcocks** can be turned easily with an old  $\frac{3}{16}$ " or  $\frac{5}{8}$ " socket slotted and mounted on a long handle extension. Water won't run up your sleeve, either, as you open block drains. Cut the socket to fit the drain handle.



**Check the lamp bulbs** of your generator and oil-pressure indicator lights by noting whether they light just before the ignition key is turned to the start position. Should one fail to light, you'll know that bulb or sender is not operating.



**When installing new brushes** in a generator, rub the corners on sandpaper to bevel them as shown. This will help the brushes to seat themselves quickly against the slightly worn surface of a commutator that has not been turned.



**Hasten warm-up** with a window shade in front of the radiator. You raise it by pulling a string run through pulleys to a bracket under the dash. Solder the pulley hanger to the front of the radiator; bolt the others in place.