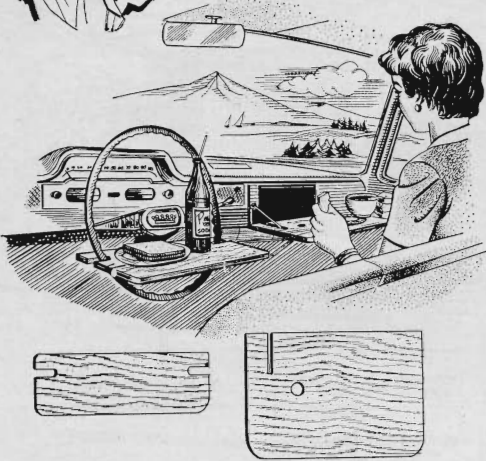




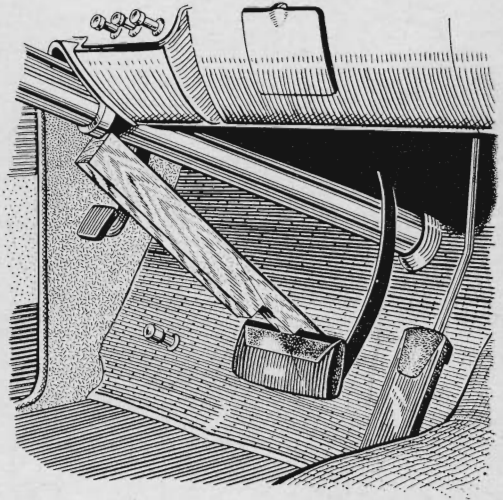
Hints from the Model Garage

.....



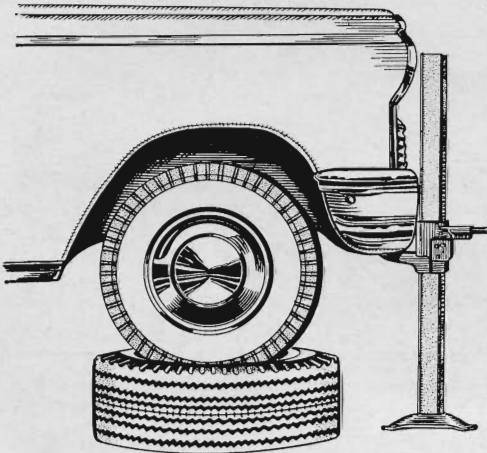
Roadside snacks can be eaten in comfort on these plywood shelves that are stored out of the way beneath the front seat. The shelf shown at left locks firmly on the rim of the steering wheel; the one at right fits over the glove-compartment door.

.....

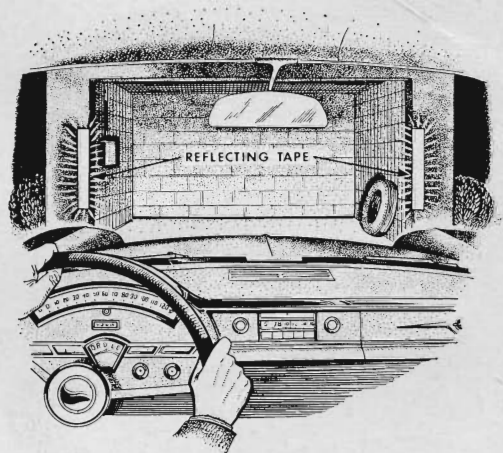


When rear wheels are raised with a jack, the parking brakes become ineffective. To keep the car from rolling, the four service brakes can be applied and held with a stepped stick. Cut several steps and use the one that gives most pedal pressure.

.....

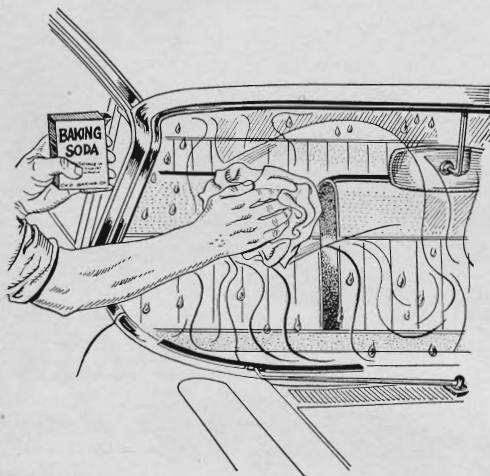


If you must work under a car supported by a bumper jack, take the precaution of placing the spare wheel beneath the wheel that's raised off the ground. If the jack should slip or topple, the spare wheel will keep the car from crushing you.

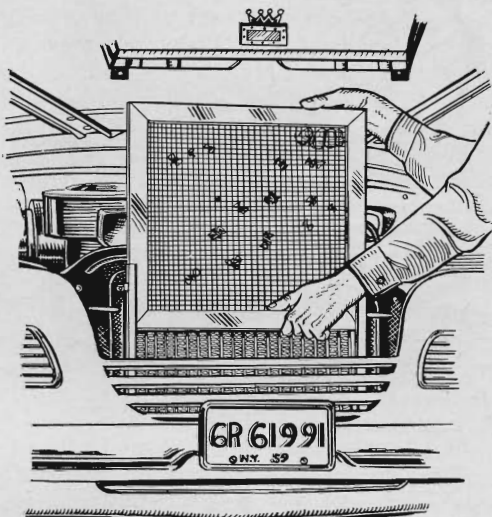


Strips of reflecting tape stuck on the edge of the garage-door opening, or on the door track if it protrudes, may prevent a scraped fender some dark night. Short strips placed at fender level are all you need to indicate clearances.


More Hints from the Model Garage



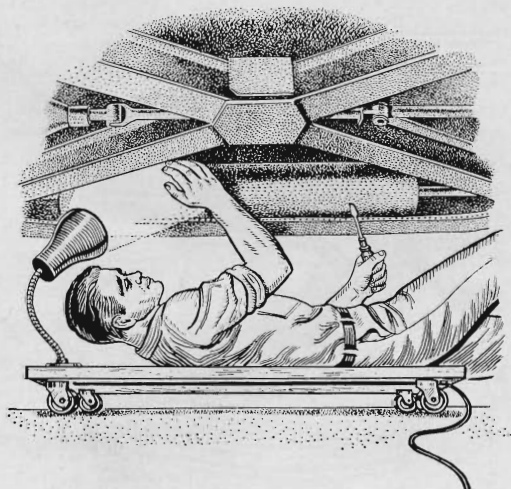
To remove oily road film from the windshield and make the glass sparkle, try baking soda. Sprinkle some on, rub it with a cloth or paper towel, and let the rain and the wipers carry it off. It won't harm the car's finish.



A removable screen to keep insects from clogging the radiator can be made from do-it-yourself aluminum. Make the screen first, then fasten two sections of aluminum channel to the sides of the radiator and slide the screen in the channel.



Cap a trailer hitch to keep it out of the weather and free from rust. Slit a rubber ball halfway through and press it over the hitch when not towing the trailer. Don't use grease; it's not needed and will cause the ball to deteriorate.



This under-car creeper has a built-in light to illuminate the work area as you move around beneath the car. The gooseneck arm can be adjusted to throw light around corners or behind chassis cross members, leaving both your hands free.