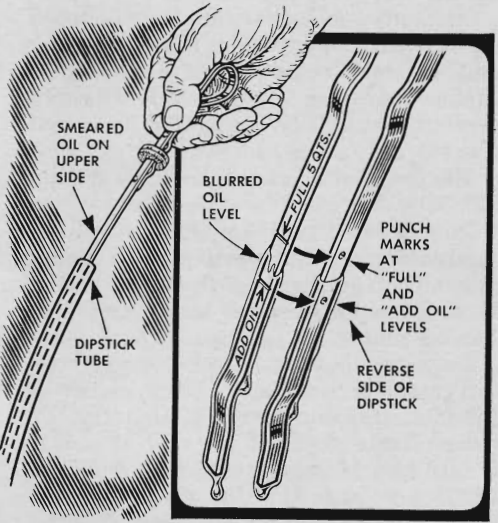


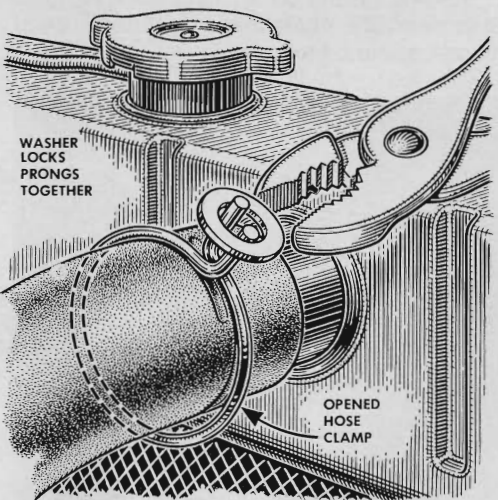



Hints from the Model Garage



For cleaning spark plugs, a piece of spiral saw blade chucked in a drawing pencil makes a handy tool. It's especially good for scraping inside the plug. Sharpen the tip for best results. Shim the other end with tape to fit the chuck.

Reading a dipstick is easier if you prick punch marks at the "full" and "add oil" levels on the reverse side. The lettered side of a late-model stick often gets smeared with hot oil when withdrawn from the curved guide tube.



To degrease the underside of a car, use the spray attachment of a household vacuum cleaner to apply kerosene. A rubber band will keep the valve open so you can reach under the car. Let the kerosene soak in, then hose off the dirt.

To hold a hose clamp open slip a washer over the prongs. The open clamp will then be easy to remove and replace without special tools. Prongs can be compressed for the washer by squeezing them together with ordinary pliers.