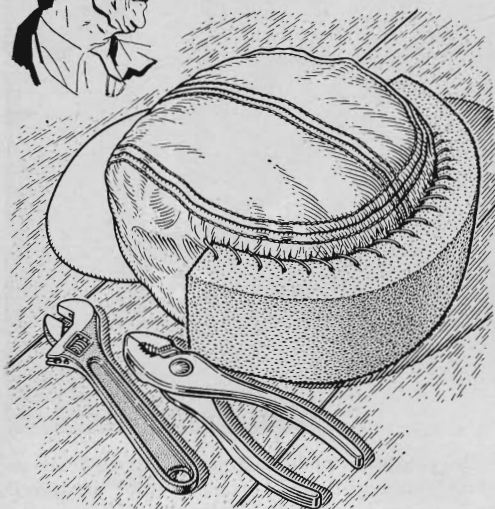





## Hints from the Model Garage



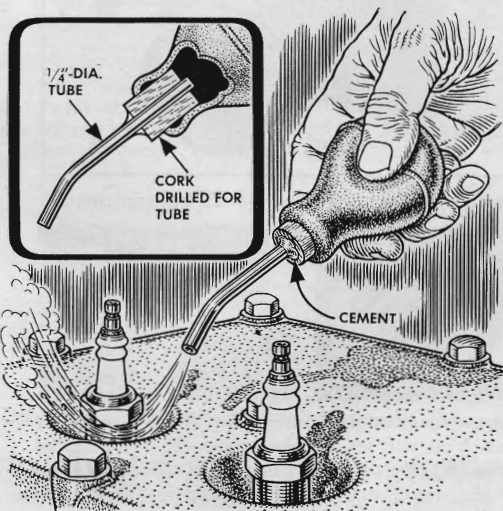
**For a comfortable head rest** when you're lying on your back beneath a car, sew a strip of foam rubber around the back of a work cap. Cut a piece about 1½" thick by 3" wide and 10" long, and stitch it in place with heavy thread.



**Need a convenient ash tray** that will stay put in a moving car? The bean-bag type that's sold in novelty shops and dime stores is ideal. The shot-weighted pouch absorbs road bumps and won't bounce around when kept on a flat surface.



**You can rest your left foot** on a junked gas pedal that also actuates the headlight dimmer switch under slight additional foot pressure. Screw a wood block under the pedal to raise it to the height of the real gas pedal on the right.



**The rubber bulb** from a battery or anti-freeze tester can be put to other uses if the glass tube breaks. Cement a ¼"-diameter tube in a cork and press the cork in the bulb to make a dust blower or a syringe for adding water to the battery.