
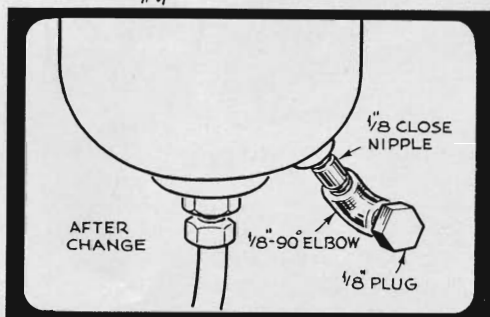



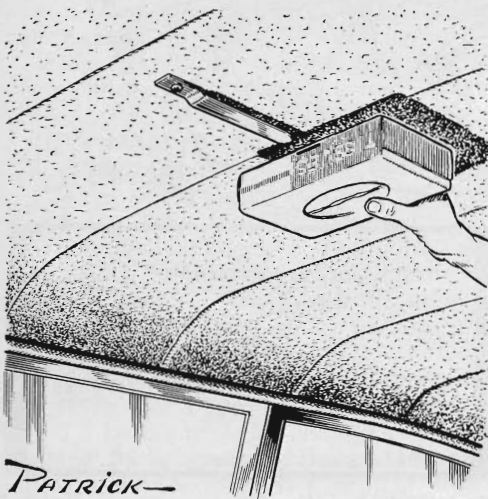
## More Hints from the Model Garage



**Mounting a new tubeless tire** can be difficult when the wrappings have pressed the beads too close together to permit inflation. Let the tire stretch 10 or 15 minutes while the beads are held apart with notched spreaders of the size shown.

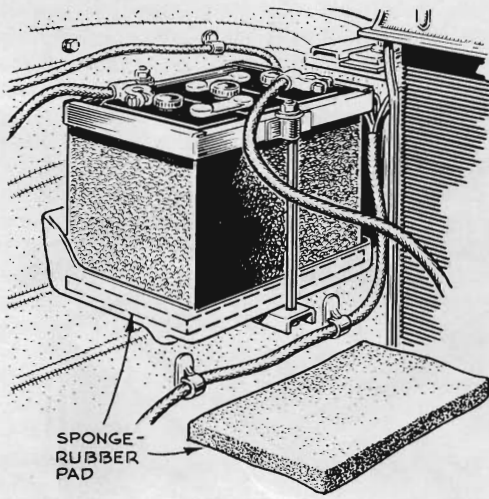


**Oil-filter holders** often have a small drain plug at the bottom of the case. Usually it's located so far down that it's hard to remove. To make the drain more accessible, attach a close nipple and elbow. Standard  $\frac{1}{8}$ " fittings should work.



*PATRICK*

**Lift your tissue dispenser**—take it out of the glove compartment and put it where both seats have access to it. Fasten one end of a spring to the car ceiling and round the other to slip through slits at the base of the box.



**A pad of sponge rubber**,  $\frac{1}{4}$ " thick, will pay dividends if placed in the tray of the battery holder before you install a new battery. It will lengthen the life of the battery by cushioning its ride, and will protect the tray from acid spills.