



AUTO HINTS



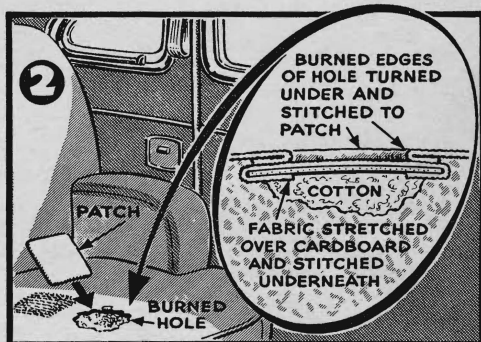
1 Boxes Hold Garage Shelf.

A sturdy shelf may be quickly put up in the garage by nailing two boxes of equal size to the wall and then nailing a wide board across them. The boxes themselves also provide storage space.—W. H. McCLAY.



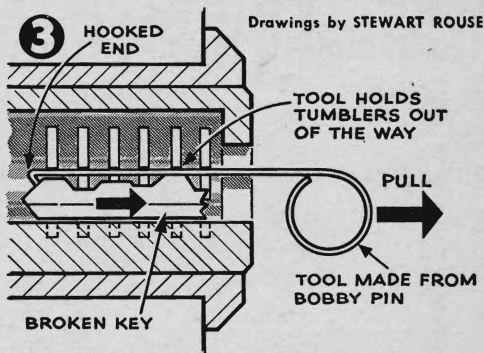
2 How to Patch Upholstery.

To repair small holes in car upholstery, cut a piece of matching material about twice the size of the hole, place this over a piece of cardboard $\frac{1}{2}$ " larger than the hole, turn under the edges, and sew or cement them fast. If the inside padding of the cushion has been damaged, fill the cavity with cotton. Then work the patch into the hole, turn the edges of the burned area under, and stitch to the patch to give a snug fit.



3 Pin Removes Broken Key.

A bobby pin, straightened and then bent to give it a small hook on the end, can be used to pull a broken key from a car lock. The pin holds the tumblers out of the way, letting the key be withdrawn.—S. WOOLER.



4 Screw Unlocks Starter.

If a starter has a habit of jamming, a $\frac{5}{16}$ " cap screw placed permanently in a hole drilled and tapped in the end of the armature shaft will enable you to loosen the jam quickly. In a starter of the type illustrated, turning the screw clockwise will pull the jammed pinion free from the ring gear. Remove the starting motor to drill the hole. It will also be necessary to drill a clearance hole in the dust cap.—N. W. GOODWIN.

