


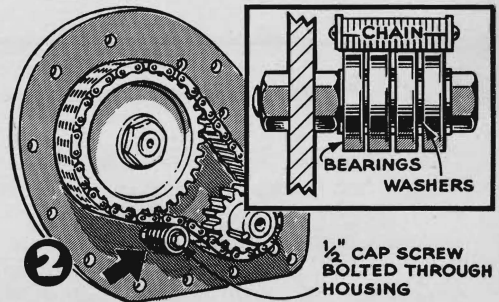
## AUTO HINTS



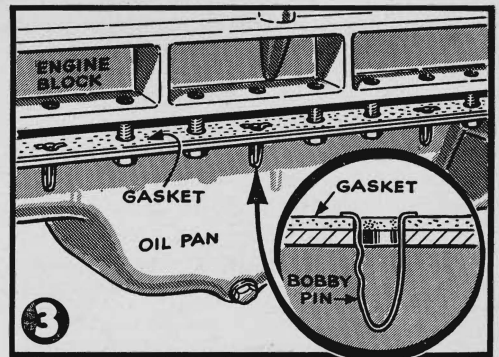
**1 Oiling Speedometer Cable.** If you find that the inner part of your speedometer cable cannot be drawn out for lubrication, do not risk damage by trying to pull it out forcibly. Instead, bend aside or remove the cowl-ventilator screen and pass the cable through. This will give you ample elevation to oil it.—NORMAN E. NELSON.



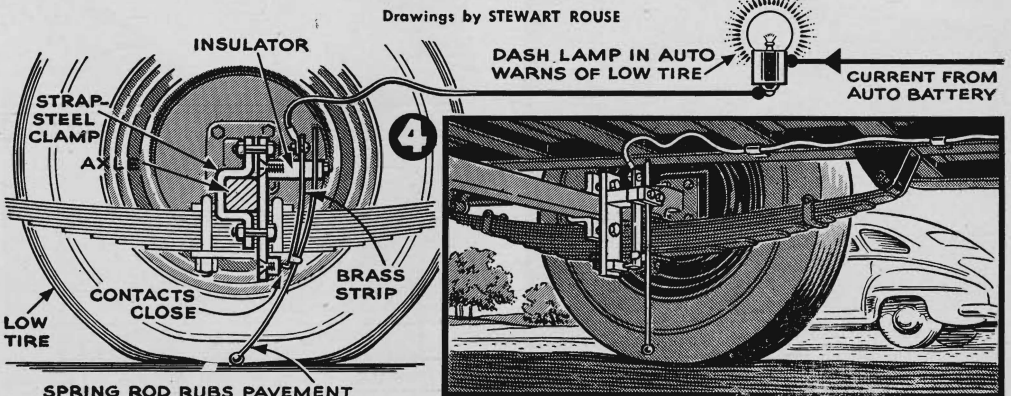
**2 Takeup for Timing Chain.** An idler pulley made from ball bearings on a cap screw will take up a worn timing chain. Clamp the screw to the wall on the slack side of the chain, using two nuts and a lock washer.—F. D. VANVOLKENBURG.



**3 Bobby Pins Hold Gasket.** A few bobby pins with their ends bent outward at a 90-deg. angle are an excellent means of keeping the gasket in place while an oil pan is being mounted. After several of the studs have been started, pinch the pins together and pull them out of the holes.—LELAND R. HALM.



**4 Light Warns of Soft Tire.** When a trailer tire goes flat, the car driver may not discover it in time to prevent damage. So I built this warning system on my trailer. A red light signals on the dash if the springy rod, which normally clears the ground by about 1", is bent back as a tire goes soft.—R. A. STRATTON.



Drawings by STEWART ROUSE

DASH LAMP IN AUTO  
WARNS OF LOW TIRE

CURRENT FROM  
AUTO BATTERY