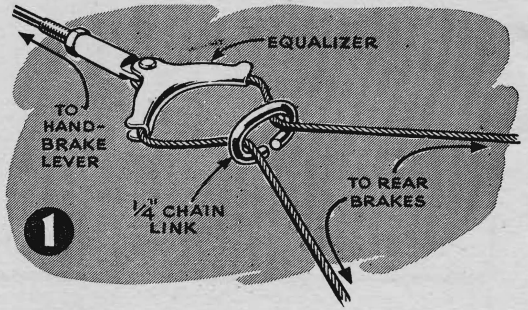
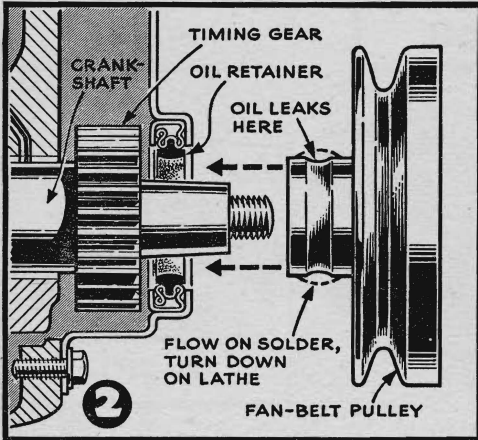




AUTO HINTS



1. HAND-BRAKE CABLE SLACK can be taken up when no more threads remain in the clevis by slipping a $\frac{1}{4}$ " chain link over the cable near the equalizer. By pulling the cable together this provides 1" more of threads for adjustment. Use a replacement tire-chain link, and bend it closed after installation.—H. G. WEBER.

2. SOLDER ON THE WORN HUB of a fan-belt pulley will stop an oil leak when grooving by the oil retainer after long service has destroyed the seal. Build the hub up well with solder; then turn it down in the lathe, leaving it a little high to make up for wear on the retainer itself.—R. L. McCLANNAN.



3. RAIN-LEAKING REAR WINDOWS and windshields can be plugged with wax dripped from a candle into cracks in the rubber seal. Drip the wax on for several inches on both sides of the breaks. Until the sun melts the wax thoroughly, the leak won't stop completely.—C. D. BASSETT.

4. REMOTE REAR-CURTAIN CONTROL enables a driver to shut off glaring headlights from a car behind and to reopen the shade and restore rear-view vision when the car has passed. The pull cord is a heavy fishing line threaded through a series of casting-rod line guides on metal plates.

Drawings by STEWART ROUSE

