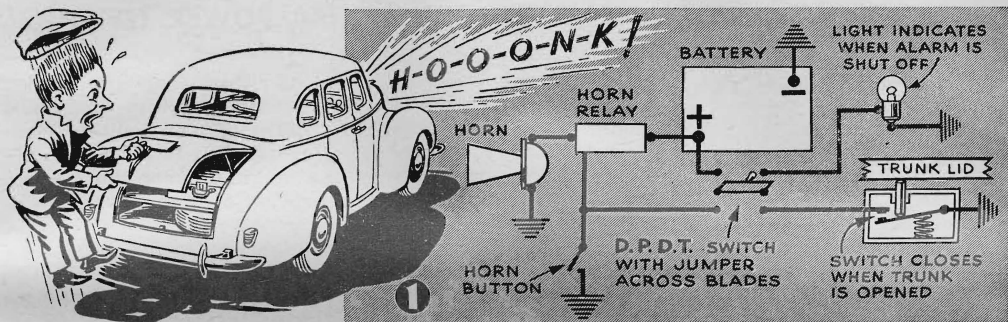
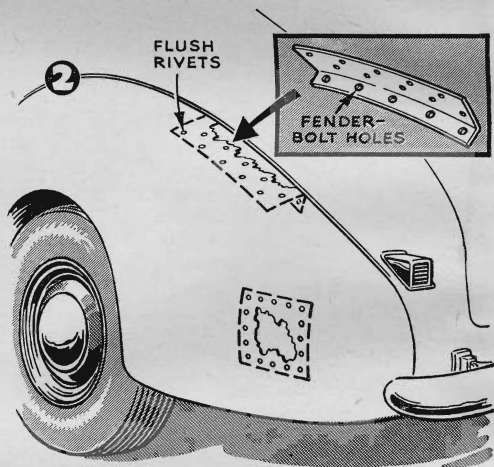


USEFUL AUTO HINTS




1 THIEVES breaking into a car equipped with this alarm would set the horn blowing. The alarm circuit uses one or more door switches (the type that automatically controls refrigerator lights) installed under the trunk lid or in the doors. Connect them to one side of a double-pole double-throw switch on the instrument panel and a pilot light to the other. The light is a reminder to throw the switch.—J. H. P.

2 RUST HOLES in fenders can be repaired by forming a sheet-metal patch to the contour of the underside, attaching with rivets or machine screws, and applying putty and paint. Countersink the rivet holes and file the heads flush. For a break adjoining the body, bend down one edge of the patch, drill holes corresponding to those in the fender edge, and bolt the piece to the body.—J. H. D.



3 FLUSH OUT an engine before dropping the oil pan for crankcase repairs. This makes cotter-pin, nut, and bolt removal easier. You also stay cleaner.—H. D. JR.



4 EXPANDING A SPRING may be done with a bumper jack and a piece of $\frac{3}{4}$ " pipe flattened at one end. Rest the jack base and the pipe against the ends of the spring and work the jack until the shackle bolt can be inserted.—N. S. BEEBE.

