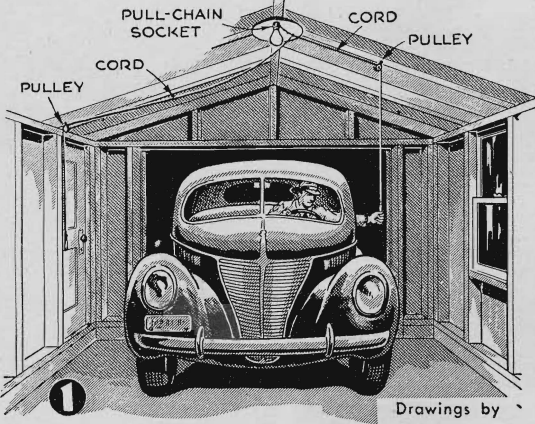
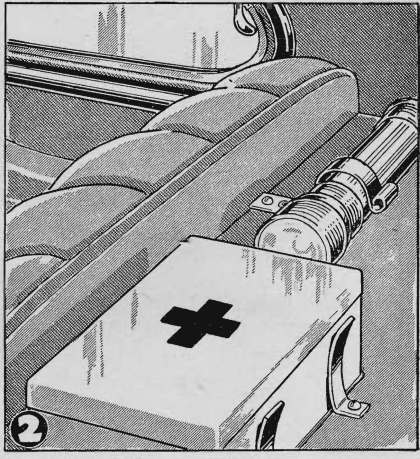


USEFUL AUTO HINTS

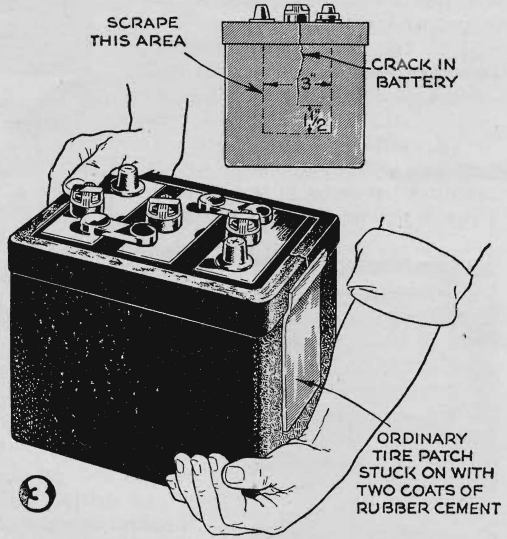


Drawings by William Patrick

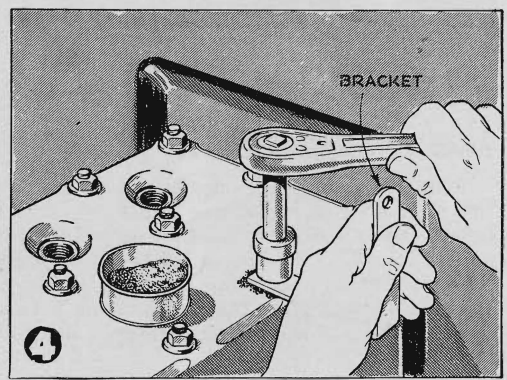
1 A LIGHT IN A GARAGE may be turned on or off both from the front seat of a car and from the house entrance or garage door by installing a pull-chain socket for the bulb and arranging pulleys and extension cords as shown in the drawing. The main switch should then always be left on so the light circuit can be closed or opened by the pull-chain switch.



2 FIRST-AID EQUIPMENT, a flashlight, a fire extinguisher, pliers, an adjustment wrench, and other small tools can be kept efficiently without rattling in the space just in front of the rear window by installing wood cleats and various metal clips of the type found in 10-cent stores. This saves the glove compartment—often cluttered with articles of this kind—for road maps and the like, which are frequently needed more urgently.—J. A. A.



3 BATTERY FAILURE caused by leakage through a crack in the case at an end cell can be forestalled in an emergency with an ordinary tire patch. Scrape down the case with a chisel and sandpaper, making a smooth, rectangular area about 1½" around the crack; then apply rubber cement to this spot and the patch, and stick the patch on. Replace lost fluid with electrolyte of the proper specific gravity.—J. W. M.



4 VALVE-GRINDING COMPOUND placed on the underside of brackets held to a cylinder head by the nuts on the cylinder-head studs will keep these fixtures from turning annoyingly when the nuts are tightened. A small amount of compound is enough to provide a firm grip between a bracket and the cylinder head.—R. D. L.