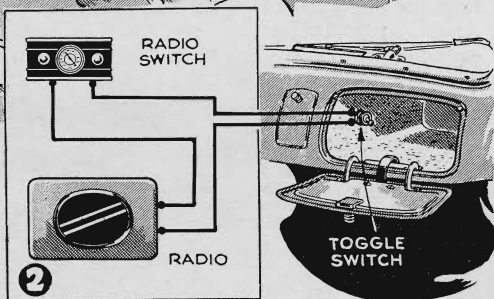


USEFUL AUTO HINTS

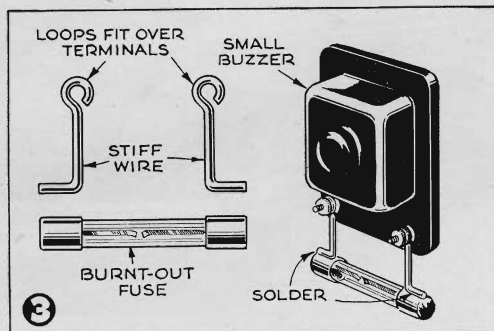


1 **RADIATOR FILLING CAPS** in many recent-model cars are located in such a position that it is difficult to check on water level without head-bumping or gymnastics. If a small mirror is cemented to the underside of the hood or bolted to a brace, the liquid level can be easily seen.—W. E. B.

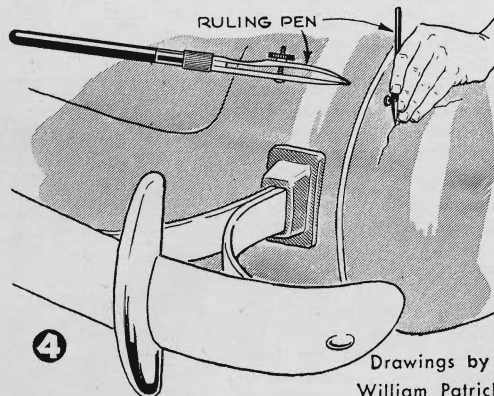
2 **A SECRET RADIO SWITCH** will prove handy in circumstances where a car must be left unlocked, as in many parking lots or garages. A toggle switch, wired in series with the regular radio switch and installed in the glove compartment (which in most cars can be locked), will help prevent this annoying battery drain.—R. W.



3 **HUNTING DOWN SHORT CIRCUITS** in auto wiring is simplified by this device. It consists of a small 6-volt buzzer, mounted as shown on a burnt-out fuse. When a regular fuse blows, replace it with this test rig, which will give an audible signal to indicate the short. An interruption of the sound means that the short is temporarily removed. Listen also for changes in pitch of the buzzer, since they may signal removal of the short with continuing flow of the current through a headlight or other load.—R. K.



4 **TOUCHING UP SCRATCHES** on a car fender or body is easily and inconspicuously done with a ruling pen of the type used by draftsmen. It can be adjusted quickly to the required width, and it tends to follow the groove of a scratch, thereby contributing toward a neat job.—H. F. R.



Drawings by
William Patrick