



USEFUL AUTO HINTS




1 TIRE INSPECTION TOOLS can be made by inserting two 6" long screw hooks a short distance from the ends of two boards. If these are hooked over the beads of a casing and the ends of the boards are then pulled away from the tire, it is easy to look for breaks, other injuries, or nails. The tools cost little to make and may be conveniently carried in the car.—A. R.

2




2 AN AUTO JACK BASE is handy whenever a flat tire must be changed on a wet, soft, or sandy shoulder where the jack might otherwise sink into the ground. The base is also valuable even on firm ground because it adds to stability and minimizes the chance that the car may fall off the jack. Bolt the two strap-iron clamps to a 1/2" metal plate that is at least 8" square. If you are unable to obtain a suitable metal plate, hardwood 1 1/4" thick will serve, provided that it does not raise the jack too high to fit under your car.—H. W.



3 CELLULOSE TAPE is convenient for securing loose or dangling wires about the steering column and dashboard. The tape, which is inconspicuous because of its transparency, both removes a minor accident hazard and reduces the likelihood of short circuits or broken wires. It is also excellent for correcting rattles and squeaks of fittings under the dash.—E. M. G.

4



4 GASKETS CAN BE HELD in place by thread when an oil pan (or any other large part using a gasket) is being reassembled. It is often difficult to insert the bolts through the proper holes even when heavy grease or shellac is used as a binder for the gasket. If ordinary sewing thread is looped through alternate holes, the pan can be bolted on easily. Once the bolts are drawn up tightly, the fine thread will not interfere with a perfect seal.—J. K.