




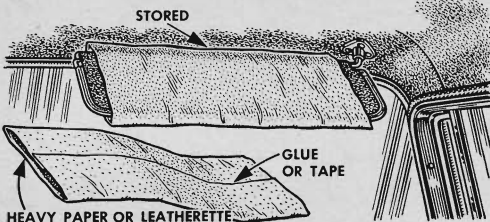

## Hints from the Model Garage

.....




**Rattles can be silenced** where metal vibrates against metal, as often with license plates, by flowing a bit of liquid rubber between the offending parts. The rubber can be molded into an invisible cushion that remains soft after it dries.

.....




**To close the gap** between sun visors, make a sleeve of heavy paper or imitation leather. For full shade across the car, put both visors down and connect them with the sleeve. When not in use, the sleeve can be stored on one visor.

.....




**Take the hazard out of timing** the ignition by removing the fan belt before tuning up. The engine will idle the same without it, and you can safely reach down with the timing light to pinpoint the degree marks on the vibration damper.

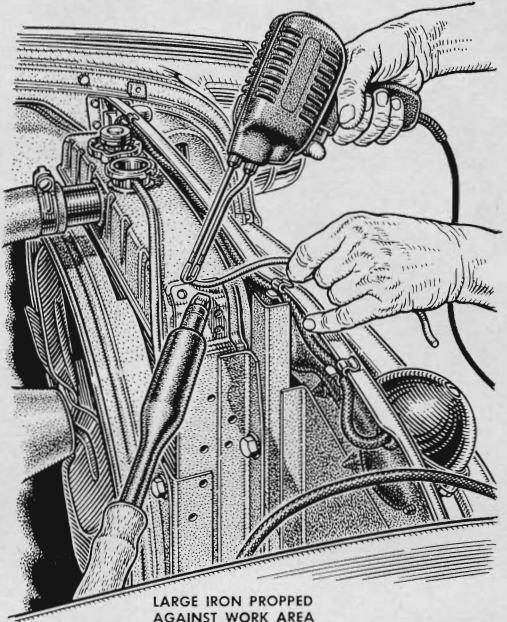


**Extra meters** can be installed without cutting the dash. House them in a radio utility box on top—where the speaker grille is often found. If you want to remove them, the grille can be cheaply replaced, leaving no holes in the dash.


## More Hints from the Model Garage



A hydrometer can do double duty if you buy a second float calibrated for anti-freeze. Remove the tip of the tester to install the proper float for checking the battery or the antifreeze. Rinse the hydrometer with clear water after each use.



Concentrate extra heat into an area that's difficult to solder by propping the tip of a large iron against the spot while you do the actual soldering with a second iron or a gun. Drain out the coolant when working on a radiator or heater.



You can keep the dog from jumping over the car upholstery by confining him under a blanket stretched from the front seat to the back. Raise the back seat and tuck the blanket under it, then drape it over the front to make a tent.



Protecting the rear window of a convertible from scratches, caused by dust and grit when the top is lowered, is easy with a towel. Hang it from short strips of tape, and see that it rests flat on the plastic as it folds into the well.