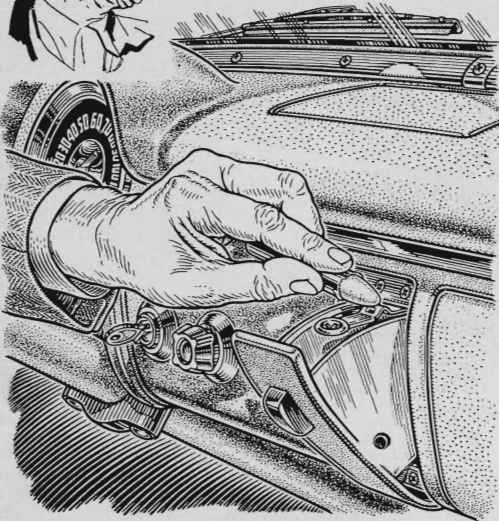



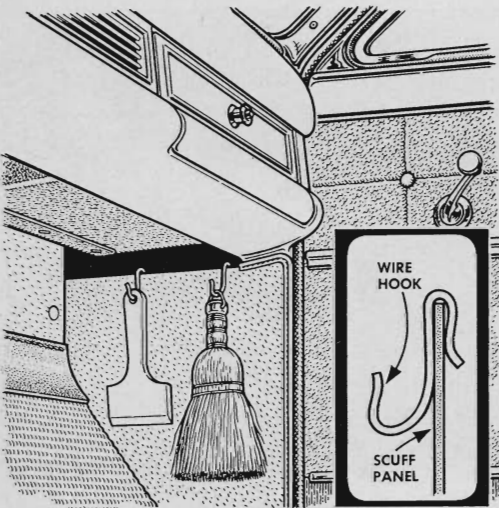
Hints from the Model Garage



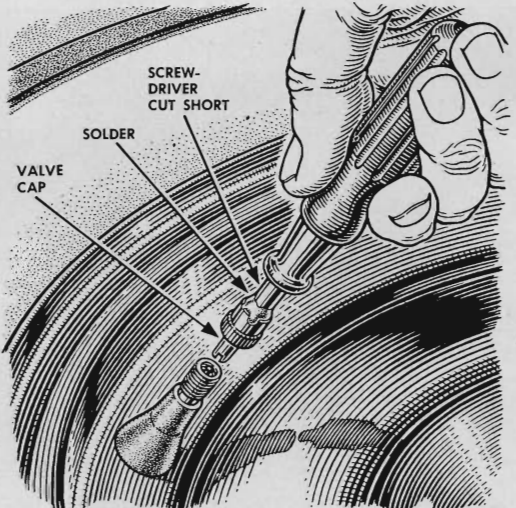
A smooth-working ash receptacle can be yours with little trouble. Just rub a stainless grease stick on the spring latch. Pull the receptacle out beyond its stop, empty it, wipe the latch clean of cigarette ashes, then lubricate its sliding surfaces lightly.



For more trunk space—and fewer rattles—install spring clips on the underside of the trunk lid to hold the tools you carry for roadside repairs. Strips of reflective tape stuck beside the tools will warn oncoming motorists when the lid is up.



Double-ended hooks bent from coat-hanger wire can relieve an overcrowded glove compartment. Slip them over the top edge of the right scuff panel for hang-up storage of a whisk broom, windshield scraper, or a flashlight with an end ring.



A handy tool for tire-valve cores can be made by soldering a slotted valve cap to the shank of an old screwdriver. The tool won't be blown from your hands as happens occasionally when a cap is used to remove the core from an inflated tire.