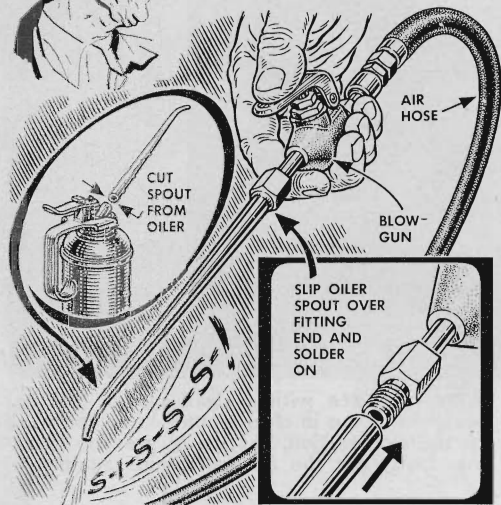
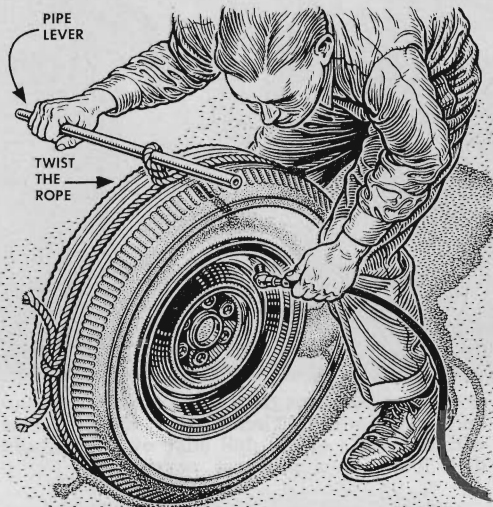



Hints from the Model Garage



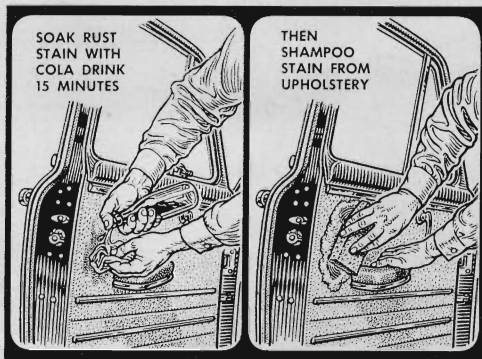
For blowing out dust from inaccessible places, solder the spout from an old oil can to a brass coupling that fits the blow-gun nozzle. You can then use the gun for normal cleaning operations and quickly attach the spout for a long reach.



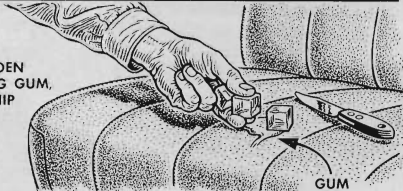
Repair your own tubeless tires? You can seat the beads against the wheel rim so they'll hold air by applying a rope tourniquet around the tire. When partial inflation expands the tire, remove the rope and inflate to recommended pressure.



Make your own hood liner from blanket-type glass-fiber insulation sold by the yard at lumber yards. Cut the insulation to fit the underside of the hood, apply body undercoating to the metal, and immediately press the material in place.



USE ICE TO HARDEN CHEWING GUM. THEN CHIP IT OFF WITH A DULL KNIFE POINT



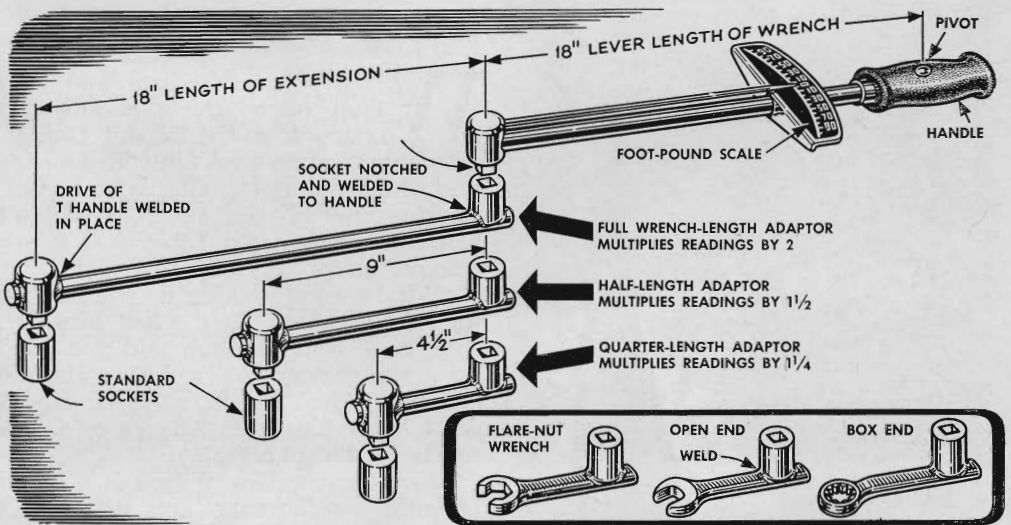
To remove rust stains or chewing gum on upholstery one motorist uses cola drink and ice cubes. He soaks rust spots with cola, then shampoos the area after allowing it to act. Gum is hardened by chilling, then chipped off with a knife.



Hubcaps will stay new-looking if you remove them occasionally and wash and buff them. Use a lamb's-wool polisher in an electric drill to brighten the chrome, and finish off with a protective coat of paste wax buffed to a high polish.



Check the oil yourself? Keep your oil-pouring spout clean and ready to use by storing it in a plastic bag. Besides keeping dust and insects out of the spout, the bag will collect oil drippings, preventing a mess in the garage.



One torque wrench can be made to do the work of several. Just use wrench adaptors that can increase its capacity up to double the calibrations on the scale. An adaptor or extension arm equal to the lever length of the wrench will multiply the torque by

two; thus a 100-foot-pound wrench can be used to tighten bolts up to 200 foot-pounds. Shorter adaptors increase the range proportionately as shown. Adaptors with open or box ends (lower right) also extend the usefulness of the wrench.