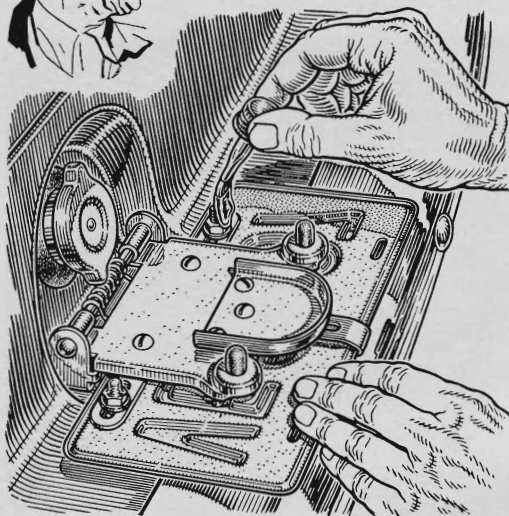
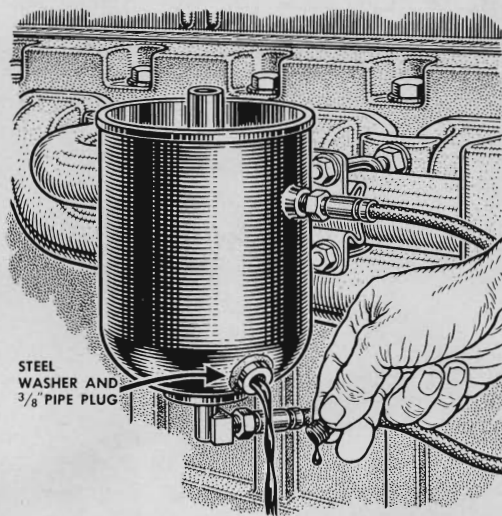




Hints from the Model Garage

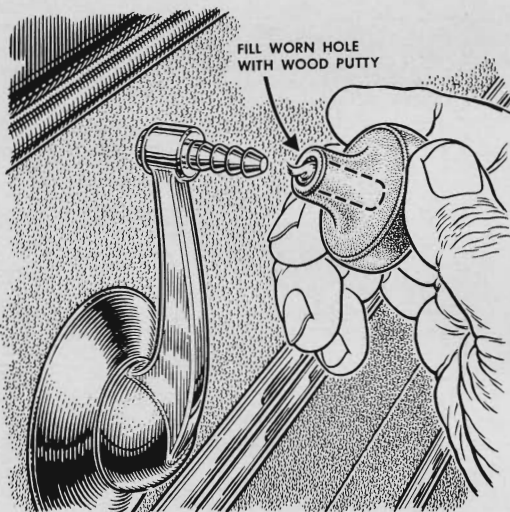


Putting on new license plates? Coat the nuts and the protruding ends of the fastening bolts with gasket shellac. This will keep them from loosening under vibration, and prevent the nuts from rusting and seizing on the bolt threads.



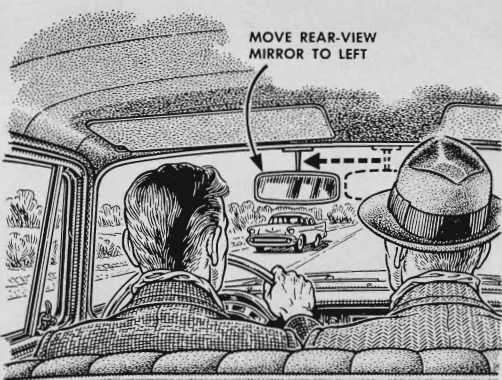
STEEL WASHER AND
 $\frac{3}{8}$ " PIPE PLUG

Install a drain plug at the bottom of a permanent oil-filter housing, and you won't need a suction gun to empty the case when changing filters. Braze a thick steel washer to the outside of the case, drill it, and thread for a pipe plug.



FILL WORN HOLE
WITH WOOD PUTTY

A loose plastic knob on a window crank can be tightened and restored to service simply by filling the worn centerhole with wood putty and pressing it back on the metal stem. Let the wood putty harden a few days before using the crank.



MOVE REAR-VIEW
MIRROR TO LEFT

DRIVER HAS REAR VISION
WITH THREE IN FRONT SEAT

Three in front your usual driving arrangement? You'll find it worth while to move the rear-view mirror to the left so the middle passenger doesn't block your view of the road behind. A second mirror to the left of the original is even better.