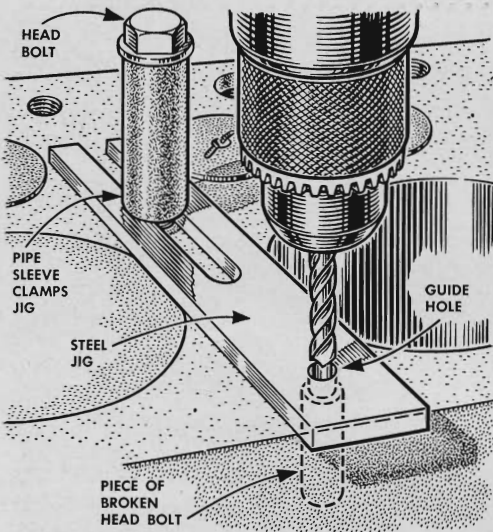
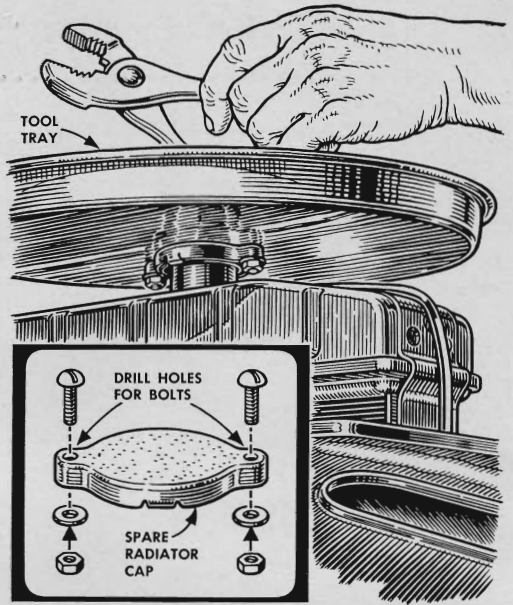



More Hints from the Model Garage



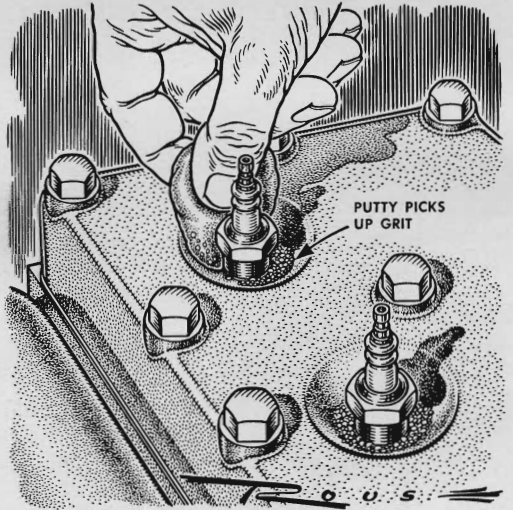
To drill out a broken bolt without damaging the threaded hole, clamp a simple jig under an adjacent bolt to center the drill. To make the jig, cut a slot in one end of a steel strip and drill a guide hole near the other end for the drill bit.



A tip-proof tool tray can be made by bolting a large pie tin or serving tray to the top of a spare radiator cap. Mounted on the radiator's filler neck in place of the regular cap, the tray is handy as you work in the engine compartment.



A coating of gasket compound over the protruding end of a bolt exposed to the weather will keep it rust-free and easy to remove. Protect license-plate bolts this way, and coat bumper-bracket bolts, fender and body bolts when new.



Pick up dirt and grit from spark-plug wells, so plugs can be removed without contaminating the cylinders, with a ball of putty or wallpaper cleaner. Press it in firmly, close to the plug. When you lift it out, the grit will adhere to it.