
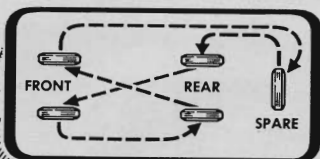


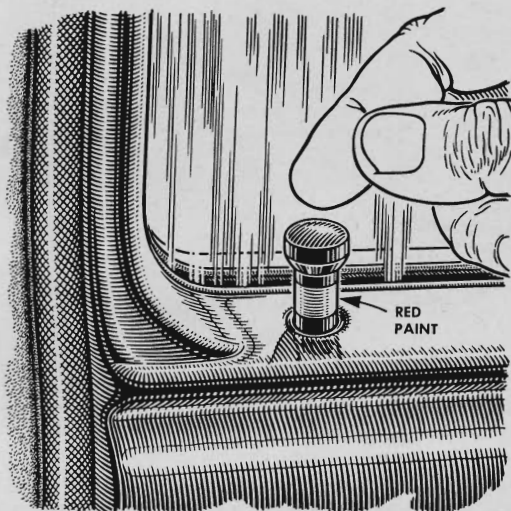


Hints from the Model Garage




CHECK
AIR PRESSURES
AFTER TIRES ARE
ROTATED

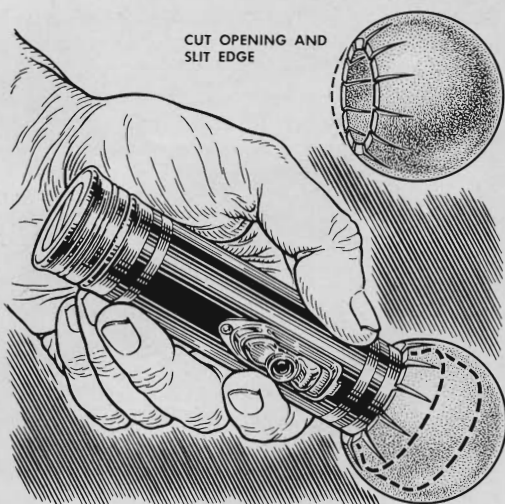
After switching tires, remember to check pressure in the new position. Front tires should carry a few more pounds than rear, and rotating puts the softer rear tires up front (see rotation chart above) where they may prove to be underinflated.



Checking door-lock buttons to see that they're down can be done with a glance if you put a band of red paint or colored tape on them. When the buttons are pressed down, the bands disappear. If you can see a band, the door is unlocked.



A good makeshift creeper for work beneath your car can be had from a large carton opened flat. It can be shifted about easier than papers or a cloth and the thick board gives your back protection from damp or greasy ground or concrete.



Cap the lens of a flashlight with a rubber ball to protect it while being carried in the trunk, glove compartment or tool box. Cut an opening in the ball, then slit the edge of the opening so it can easily be forced over the lens of the flashlight.