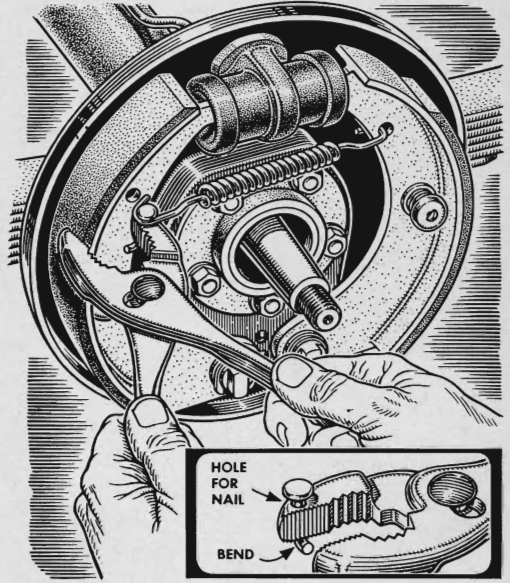
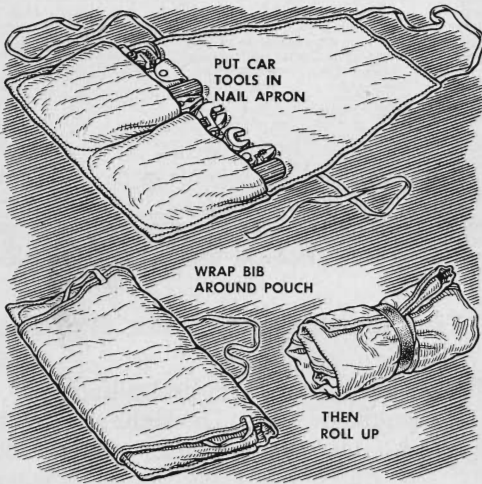




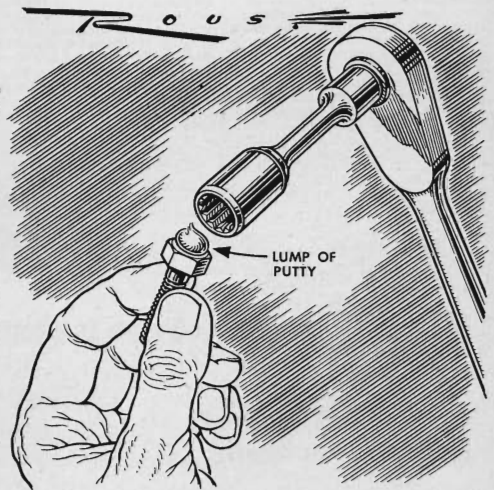
To avoid scoring valve seats when grinding-in valves, always install a lifter under the valve before beginning work. It is a constant reminder to ease up on the grinding pressure and lift the valve frequently to redistribute the compound.



Brake-shoe retracting springs can be installed with ordinary pliers fitted with a flathead nail. Hook the free end of the spring on the nail and stretch it across to the opposite shoe by squeezing the pliers against the brake lining.



Silence the rattle of tools and keep them together by stowing them in the pockets of a carpenter's nail apron. If forced to make a roadside repair or change a tire, remove the tools and slip on the apron to protect your clothes.



Stick bolts, nuts or cap screws in a socket wrench with a small lump of putty to hold them while you start them in hard-to-reach places. Leave the sticky stuff in the socket for the next hard job; it won't interfere with normal use.