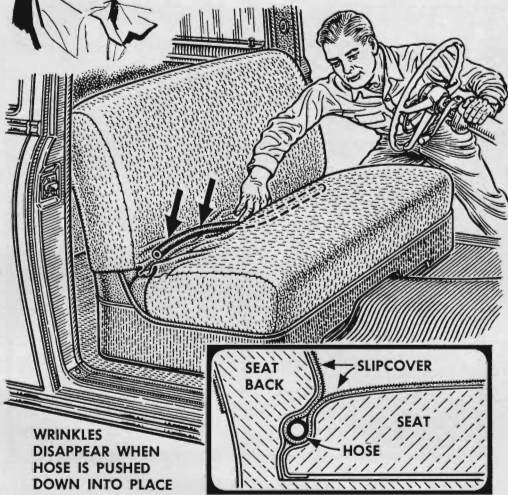


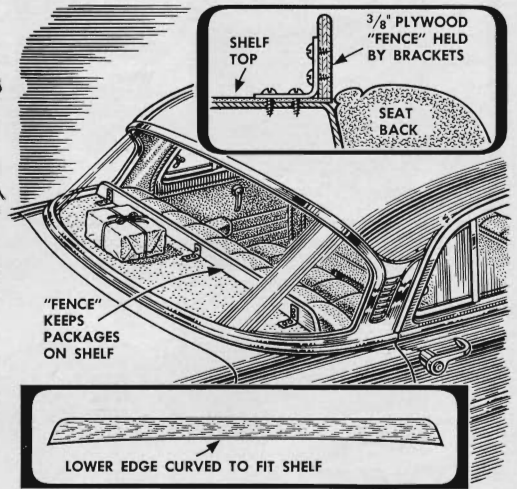


Hints from the Model Garage



WRINKLES DISAPPEAR WHEN HOSE IS PUSHED DOWN INTO PLACE

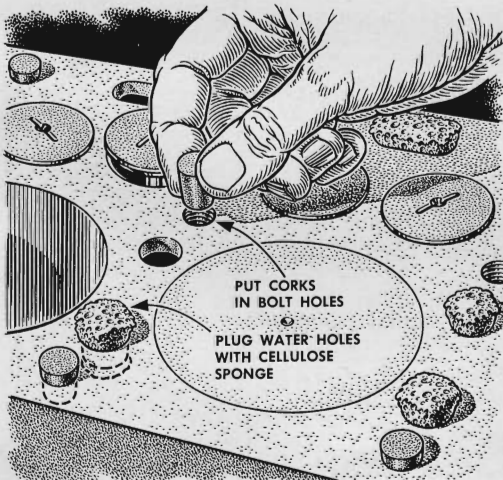
Creeping seat covers can be held in place by tucking a length of rubber hose between the seat cushion and the back rest. Smooth out the wrinkles as you force the hose down. Plastic hose won't work as well; it's too smooth.



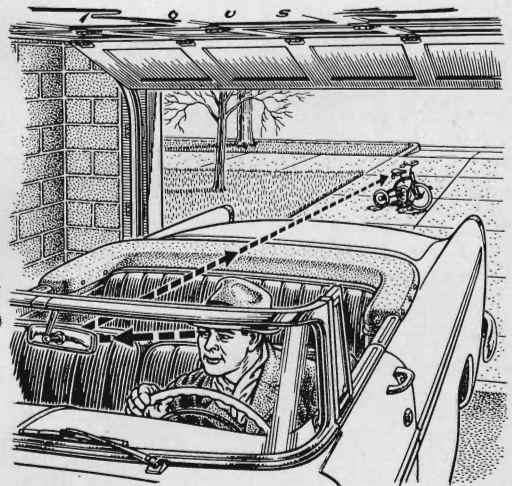
"FENCE" KEEPS PACKAGES ON SHELF

LOWER EDGE CURVED TO FIT SHELF

Add a low fence to the shelf behind a car's rear seat to keep packages from sliding forward during quick stops. Cut the fence from $\frac{3}{8}$ " plywood and paint or upholster it to match the car's interior. Fasten it in place with small angles.



When working on an engine block with the cylinder head removed, plug the blind stud holes and water passages with corks or pieces of cellulose sponge to keep them free of carbon scrapings, valve-grinding compound and other loose dirt.



Take a good look through the rear-view mirror *before* you back down a driveway. If you start moving before you look, the rear deck may chop your rearward line of vision as you back out, so that it hides some object on the driveway.