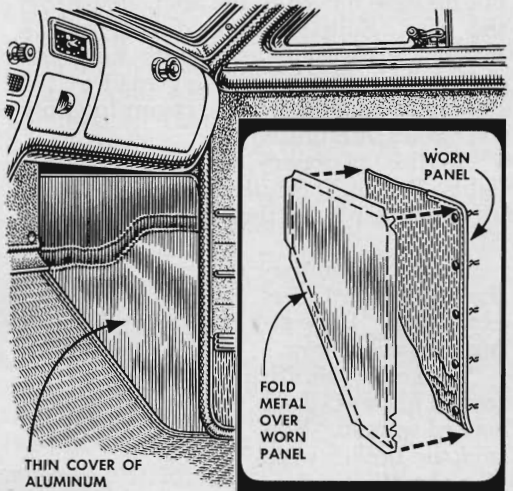
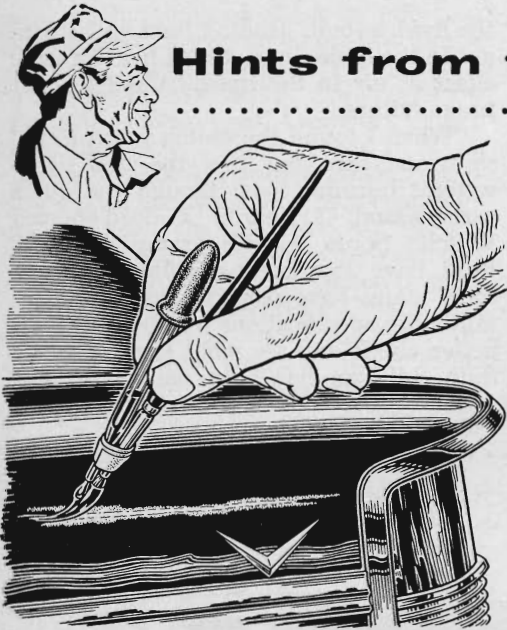
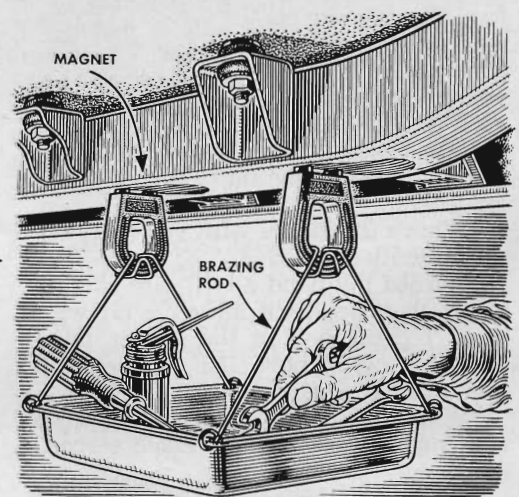
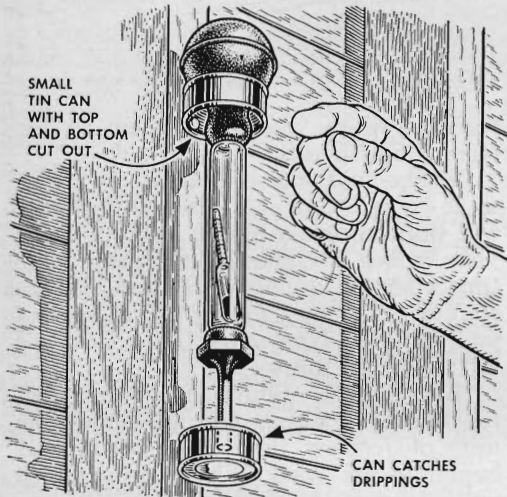


# Hints from the Model Garage



**Feed drops of paint** neatly to a touch-up brush by taping an eyedropper to its ferrule. Place the tip of the dropper a little below the ferrule so that paint will flow onto the top of the bristles and work its way evenly to the tip.

**Cover worn interior panels**—especially those under the dash—with pieces of embossed sheet aluminum. Simply pry off the old panel and cut the aluminum to fit it, allowing enough extra on all sides to bend over the old panel.



**Store a hydrometer** safely in a drip-catching hanger made from two small tin cans nailed to a stud. The upper can has its bottom cut out, forming a holding ring. The lower can is used with its bottom intact to catch drippings.

**Keep tools and small parts handy** in a tray supported by two husky magnets. They'll stick almost anywhere under the car and can be quickly removed and shifted elsewhere. Fasten the magnets to the tray at each end with brazing rod.