
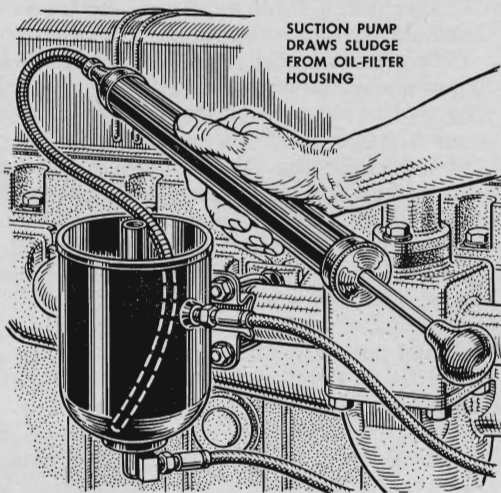


# Hints from the Model Garage

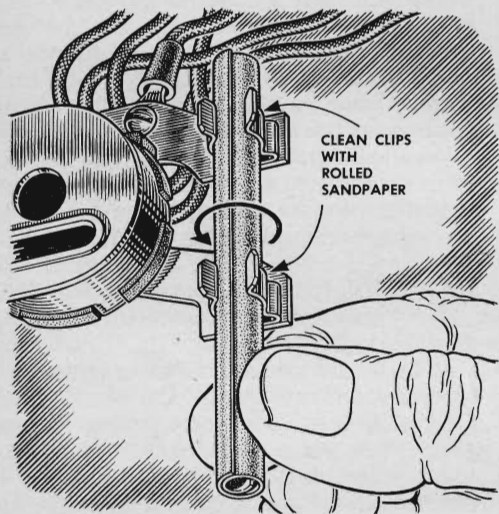


**Remove a stuck-on oil-pan gasket** without tedious scraping by passing a blowtorch over it. Don't burn the gasket; just heat it until it loosens and peels off easily. Wipe the pan clean before applying the torch, so that the oil doesn't ignite as you play flame around the edge.



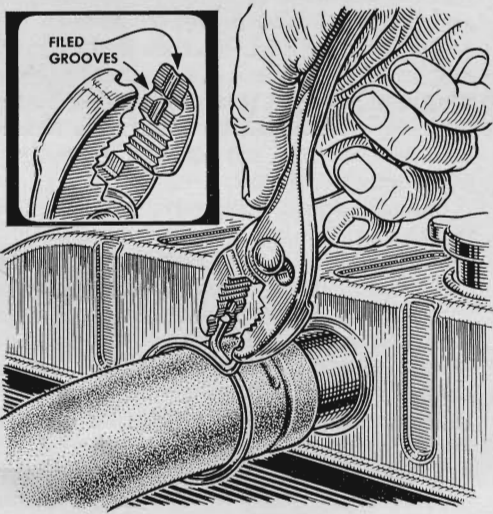
SUCTION PUMP  
DRAWS SLUDGE  
FROM OIL-FILTER  
HOUSING

**Changing an oil-filter cartridge?** it's important to remove the sludge from the bottom of the filter housing. If there's no drain plug, this gook can be drawn out with an inexpensive suction gun used for draining and filling differentials. Then wipe the housing clean with a rag.



CLEAN CLIPS  
WITH  
ROLLED  
SANDPAPER

**Electrical accessories** will give peak performance if the inside surfaces of fuse clips and the fuse ends are clean; corrosion adds resistance to low-voltage circuits. Sand them lightly and bend the clips together slightly for tighter contact.



FILED  
GROOVES

**Spring-type hose clamps** can be removed easily if grooves are filed in the jaws of a pair of pliers to keep the spring tabs from slipping. File a set of grooves parallel with the jaws and another set across the jaws for use in all positions.