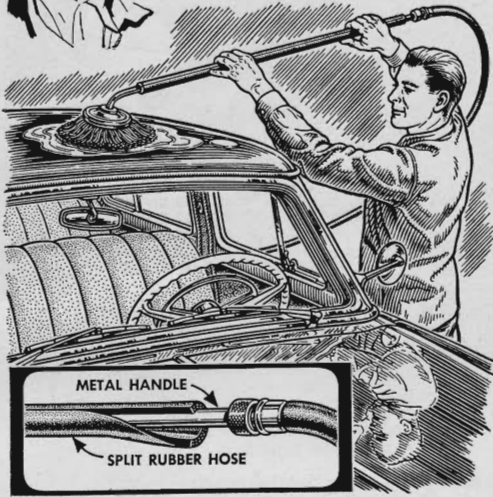
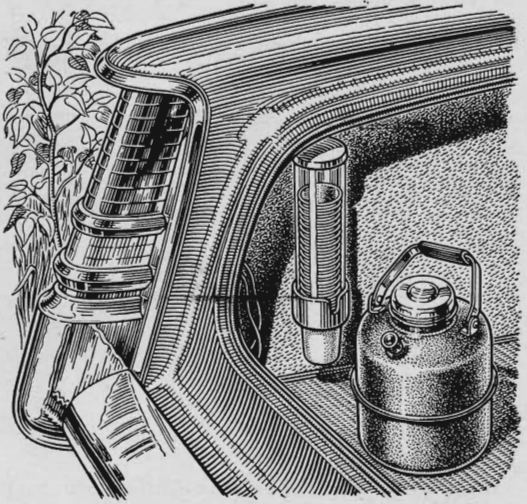




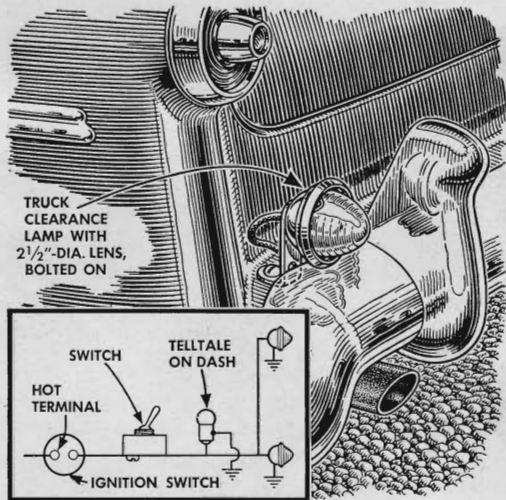
Hints from the Model Garage



Protect the car finish if you use a mop-type washer like this. Slit a piece of rubber garden hose lengthwise and slip it over the handle. In cold weather the hose will also keep your hands warmer.

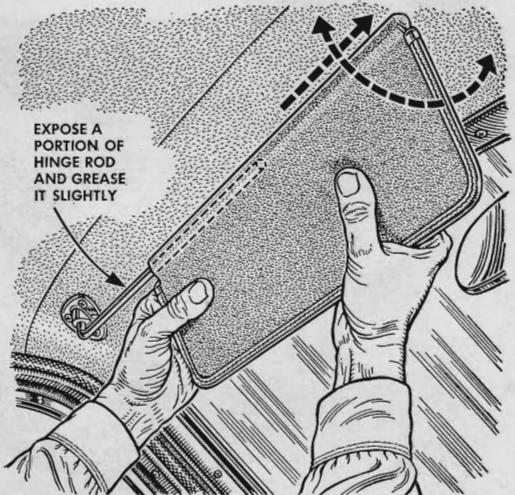


A paper-cup dispenser mounted in the trunk of the car is a handy accessory for those who have frequent picnics or roadside snacks. Sheet-metal screws will probably be best for mounting it.



TRUCK CLEARANCE LAMP WITH 2 1/2"-DIA. LENS, BOLTED ON

You can have back-up lights—practically in a jiffy. Buy a pair of chrome-plated truck clearance lights with clear lenses. They come complete with mounting brackets and are easily bolted in place. Wire in parallel. Control with a manually operated switch on the dash.



Up-and-down movement of a sun visor can be made easier on some cars by pulling it about halfway off the hinge rod with a twisting motion and applying just a touch of petroleum jelly. Don't pull it too far or apply too much jelly—you may loosen the visor too much.