
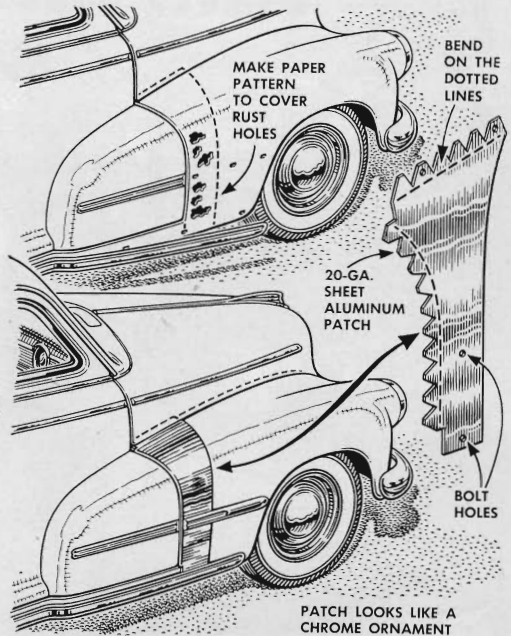



More Hints from the Model Garage




Try a timing light when you suspect sticking valves. When the cylinder fires, the valves should be closed—and both valve stem and spring will appear stationary under the timing-light flash. If there is sticking, you will see a hesitant movement of valve stem or spring.



A quick fix for a rusted fender is an overlay of sheet aluminum—it looks like extra chrome. Remove trim pieces and make a paper pattern of the area. Snip the aluminum, then stretch and hold it in position with bolts concealed by the hood and trim. Scallops lock it tighter.



Distributor troubles sometimes come from hard-baked deposits that a cloth won't clean out. They yield readily to a fine wire brush, 2" or 2½" in diameter, that you can mount in a file handle.



To protect auto wiring that is subject to heavy abrasion, make up your own miniature BX cable by threading the wires through the flexible armor used to sheathe speedometer cables or choke wires.