

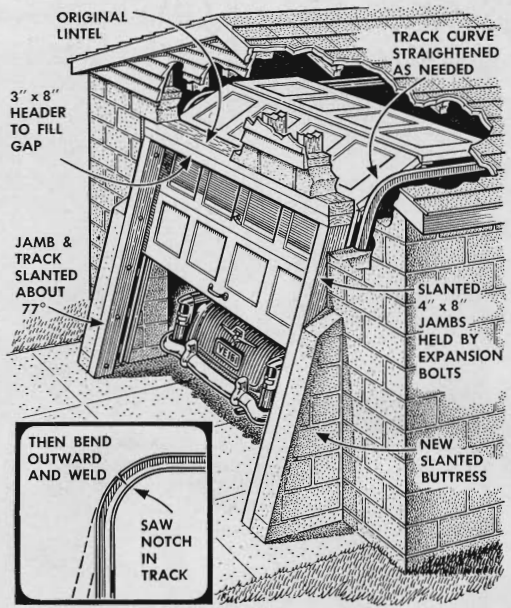



## More Hints from the Model Garage



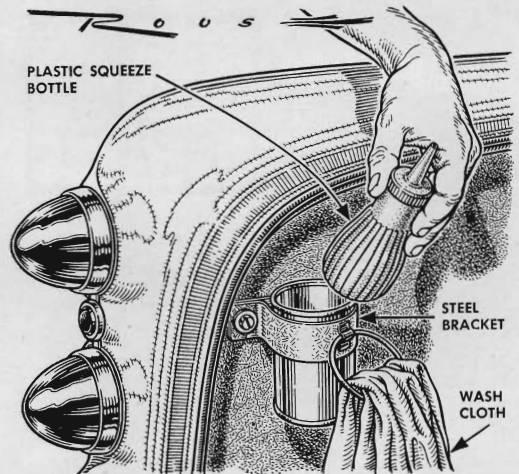
**A TV trick** is to coat bright objects with a non-reflecting film to keep glare out of cameras. Next summer, or when driving south this winter, you can soften glaring reflections that bounce off chrome parts within your line of vision by coating them with liquid car cleaner. The white powder rubs off easily at the journey's end.



**You can add footage** to a garage that has the type of door shown. Remove the door jambs, notch the track where it curves and bend it out so that the door clears the car's bumper. Add an extra header to close the gap at the top of the door and reset the jambs to suit the track. Finish with slanted buttresses to match garage.



**A short piece of radiator hose** clamped over the lens end of a timing light will protect the light from being shattered if dropped or accidentally touched against a rotating fan blade. Paint the inside of the hose white to help throw light.



**Stow a plastic squeeze bottle** in a tin can screwed to the side of your car's trunk. Filled with windshield cleaner, it is convenient for keeping windows clear on a trip. In winter, fill the bottle with a defrosting solution to remove sleet.