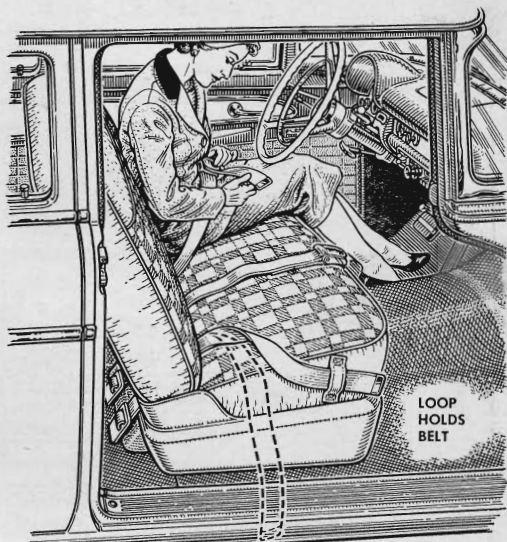
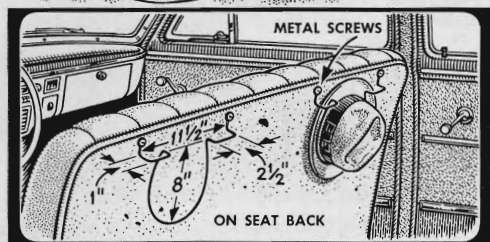
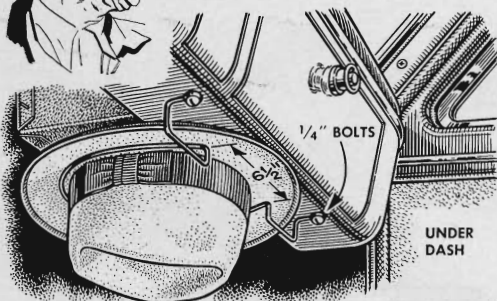
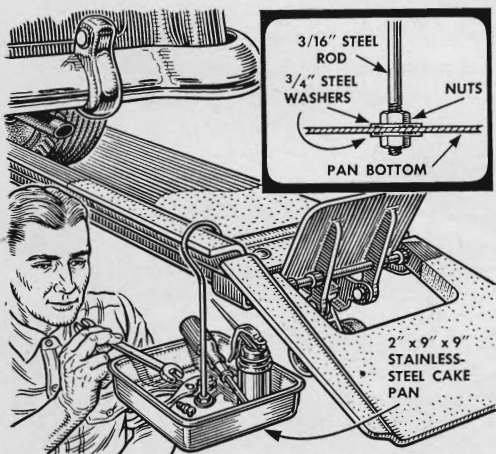


Hints from the Model Garage




Your best hat won't get sat on if you stow it out of the way in a holder. Coat-hanger wire will do for back-of-seat holders, but hard No. 9 wire should be used under the dash to support the hat.

Keep safety belts from dropping out of the car by tucking the ends of the outer straps into loops stitched to the ends of the seat. The belts will stay cleaner, and won't get pinched by the car door.



A hook-on tray hung within reaching distance will save fumbling for tools or parts while working under a car. The tray shown is kept stocked with wrenches and extra fittings for a lube job, saving the garageman many steps. On a repair job, the tray could hold small parts.



A compact trouble light can be assembled quickly using a truck clearance light, 15 feet of wire and a pair of battery clips. Bend the bracket to aim the lamp upward and screw it to a small block of wood. Having no batteries of its own, it won't be dead when you need it.