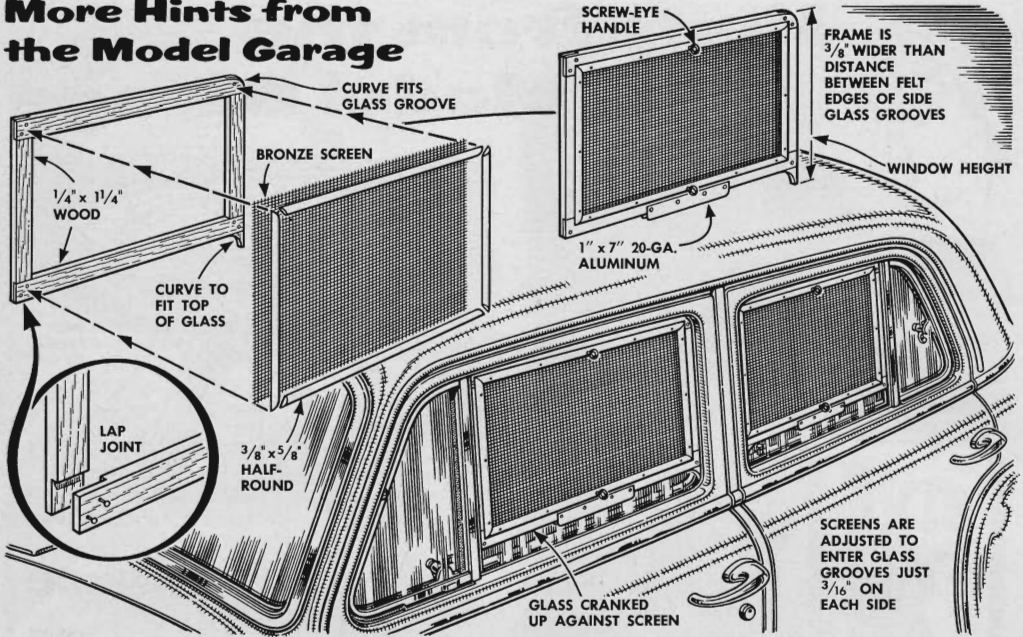


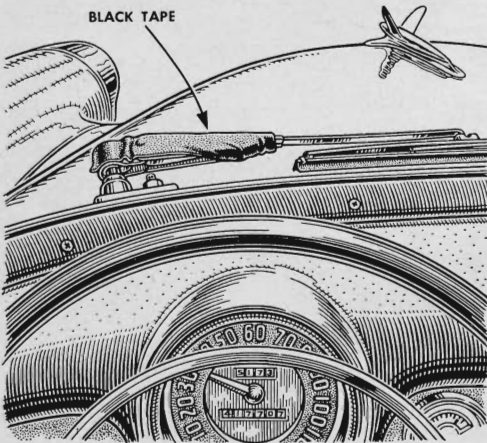
More Hints from the Model Garage




A set of screens for your car will help you keep cool at drive-in movies on summer evenings despite mosquitoes.

The screens above are designed to fit modern cars that have windows with side channels $\frac{1}{2}$ " wide and $\frac{3}{8}$ " deep. The frame should be $\frac{3}{8}$ " wider than the distance between the felt edges of the side chan-

nels. To install, a screen is shoved to full $\frac{3}{8}$ " depth in one side channel, allowing the opposite edge to enter and be pushed back $\frac{3}{16}$ ". The window is then cranked up between the aluminum strips against the screen, shoving the upper edge into the top channel. Yardsticks are ready-sized wood for the frames.



Sunlight reflecting off the shiny chrome covers of windshield wiper arms can be quite annoying while you are driving during the summer months. Eliminate the glare by sticking a piece of black tape to the upper surface of each arm cover.



A frying noise from this battery terminal was the only response when the starter switch was depressed. The cable seemed tight. But the mechanic found it was making only slight contact with the post. Cleaning completed the circuit.