


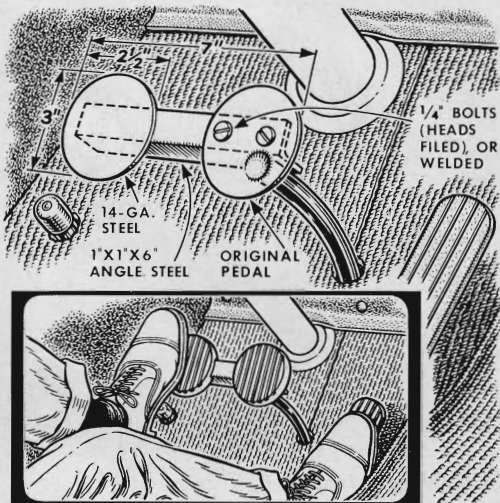


# Hints FROM THE MODEL GARAGE

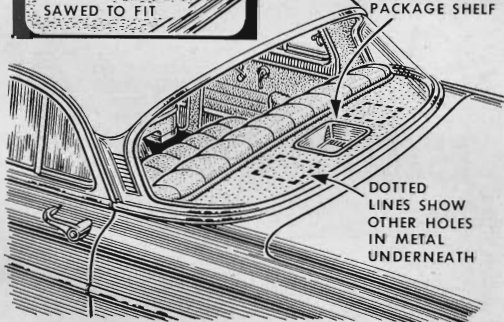

## HOUSEHOLD APPLIANCE



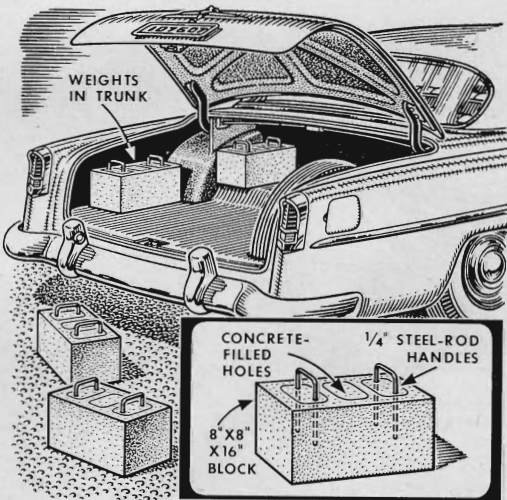
**Parking downtown** in a too-short space won't be a wrestling bout with your steering wheel if there's a store window opposite your parking spot. You can usually see from the reflection how your car lines up with those on either side of you.



**A two-footed brake pedal** is a real convenience on an automatic-shift car. This sketch shows an extension that puts the pedal within easy reach of your left foot. Weld an extra pedal to the extension. A dealer will sell you a pedal pad.



**Small objects won't roll** around if you set a baking pan into the package shelf. The sheet metal under the cardboard of the shelf usually has several holes to reduce weight. Locate one and cut the cardboard to fit the pan so that it drops into place snugly.



**Weights in the trunk** will add traction to the rear wheels, especially in a car that has its weight concentrated at the front. For winter driving, heave in several concrete blocks. Rods set in the blocks will make them a lot easier to handle.