




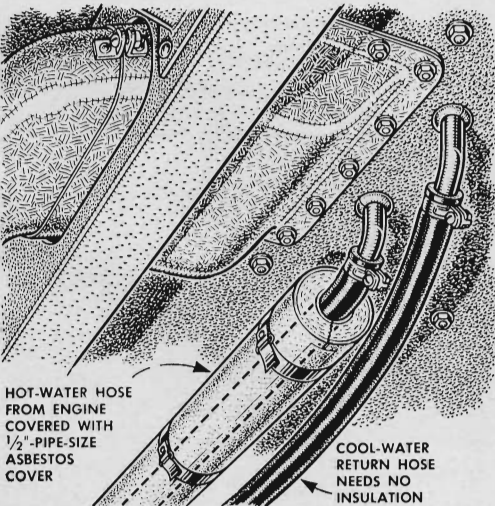
# Hints FROM THE MODEL GARAGE



**Carrying long pieces of pipe** in a pickup truck is easy when you do it this way. Install empty pails in the rear corners of the truck bed to serve as quivers for the ends of the pipe lengths. Be careful if you should come to an underpass that's a bit low.



**There ought to be a law** against service-station attendants who slam a hood shut. Engineers say that hoods were designed to close with gentle pressure. If slamming is required, previous slamming may have damaged the latch or warped the hood itself.




**An underseat heater** may lose heat from a long supply line. If you have this type of heater, better check to see whether you can do something about insulating the line. Applying the snap-on type of insulation used in houses will do the trick very effectively.



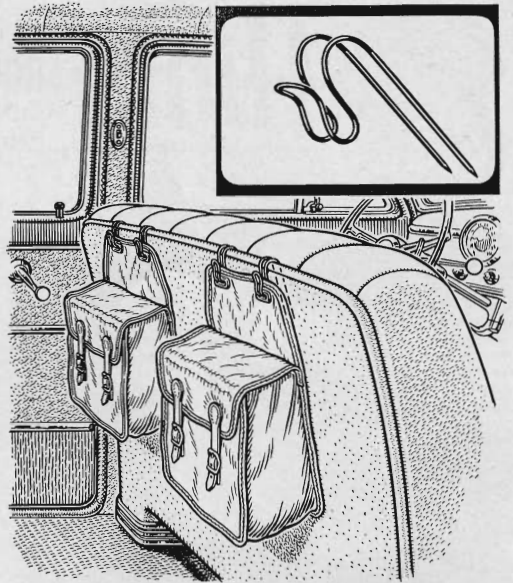
**Two-tone parts boxes** are not yet a necessity in a service garage. But one operator says that frequent replacement of gritty old boxes with new, clean ones pays off. Soft rubber on the bottoms protects fenders. Parts are cleaned before they're put back.

**Please turn the page for more auto hints**

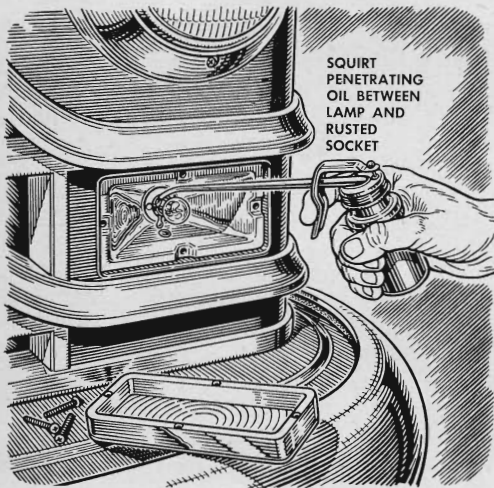
## ***MORE*** Hints from the Model Garage



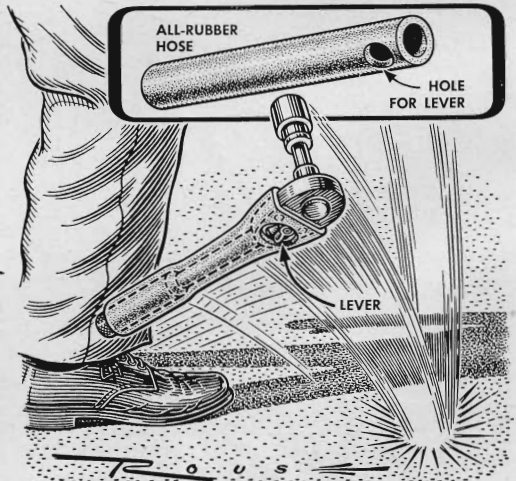
A vacuum cleaner mounted on a rolling stand like this makes it easier to clean car interiors in a service station. Dragging on the floor is eliminated and the cleaner is kept out of grease and dirt. A more effective hose length is achieved since the cleaner is at cushion height and follows easily as the cleaning job progresses.



A pair of bicycle saddlebags mounted like this will add a lot of useful storage space to a sedan. The bags look good, too. Form a pair of supporting pins for each bag from  $\frac{1}{16}$ " piano wire and sharpen the points. Just push the pins down into the upholstery. The bags can be lifted off the hooks and used as carriers if desired.



Squirt penetrating oil around a tail-light or parking-light bulb that you find rusted fast to its socket shell. Otherwise, you run the chance of damaging the socket. Coat the socket and the new bulb with oil so that removal next time will be fast and easy.



Dropping a ratchet onto a cement floor, when the tool is being used with a socket set under a car, is a common occurrence. Often the small lever is snapped off. As a safeguard, one mechanic slipped a piece of rubber hose over the wrench, like this.