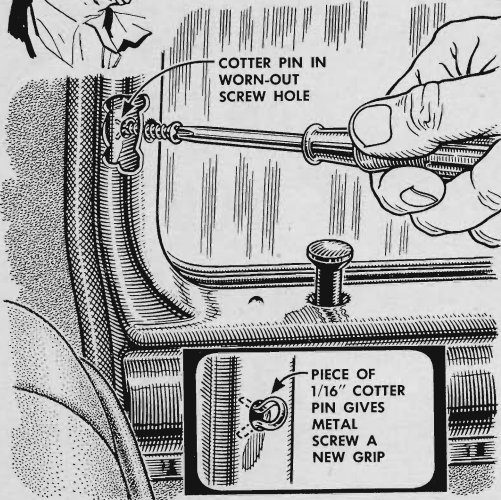


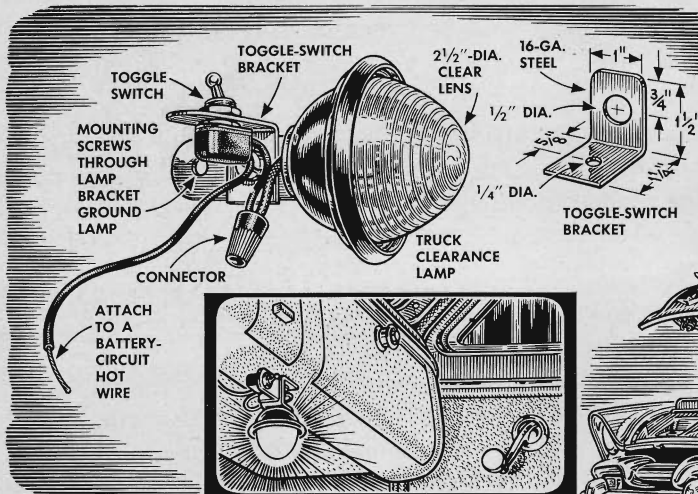


Hints from the Model Garage



A cotter pin will fix an oversize hole into which molding must be screwed. Spread the pin, squeeze together and put it into the hole. The screw, which is of harder metal than the pin, will force itself between the pin and the side of the hole.

You can straighten dents in a door without taking off the upholstery if you insert the pry bar through the drain holes at the bottom of the door. You may have to enlarge the holes somewhat to fit a tool like a tire iron through them.



Light wherever you want it—in the trunk, under hood or dash—is inexpensive to get with truck clearance lamps. These small plastic-lensed units are stocked by auto-supply dealers in a variety of styles and with several kinds of mounting brackets.

The simple type shown above often sells for less than 50 cents. The toggle switch is attached with a bracket bent from steel, and its wire is connected to the hot side of the battery circuit. The mounting screw makes the ground connection.