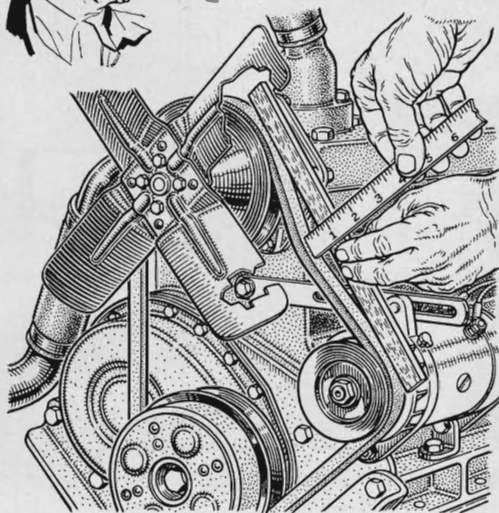





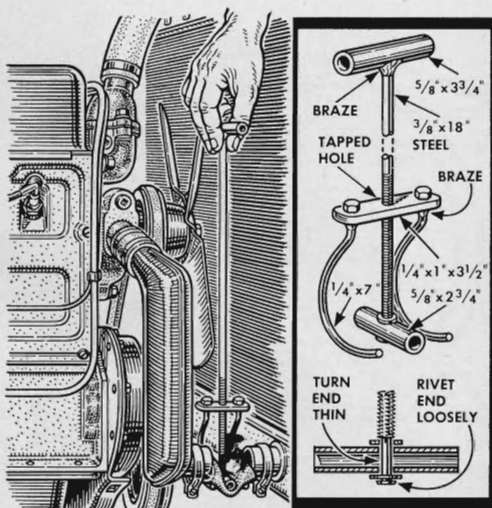
Hints FROM THE MODEL GARAGE



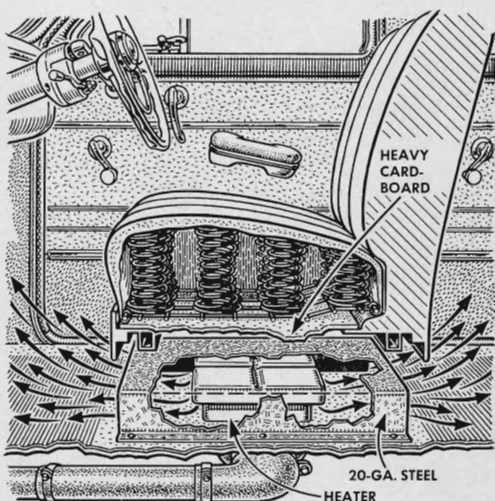
A straightedge placed across the pulleys on the generator and fan provides an easy means of checking the deflection of a fan belt when adjusting it. Specifications vary slightly for different cars, but $\frac{3}{8}$ " deflection is a good average adjustment.



Flash a brilliant warning to oncoming motorists at night by arranging strips of red fluorescent tape to spell out DANGER on the edge of your left front door. It will be visible every time you open the door or make roadside repairs.



Almost like a mechanical hand, this tool bends a replacement radiator hose and positions it between the lower radiator connections. Unscrewing the handle straightens the hose and it is then nudged over the fittings by hand.



Minimize heat loss this winter by making a sheet-metal duct to fit over an under-seat heater. The duct, open at both ends, permits free circulation, yet prevents the heat from rising and accumulating in the spring pocket under the seat.