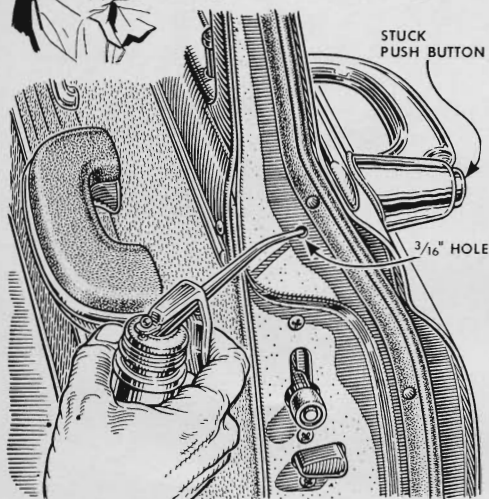




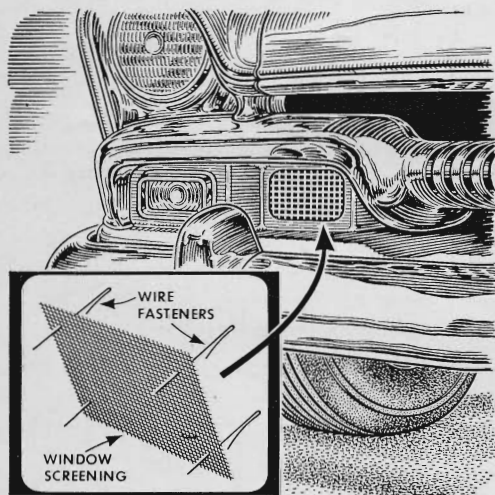
Hints FROM THE MODEL GARAGE



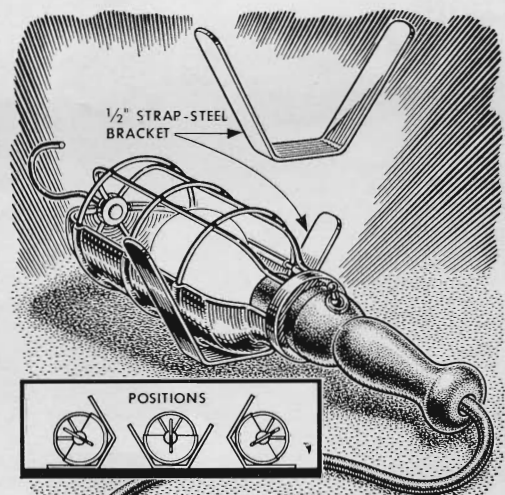
Freeing a stuck push button, on some cars requiring removal of the entire door panel, is easy if you drill the door edge in line with the latch contact. Squirt in penetrating oil to remove rust, then lubricate regularly with graphite.



To keep track of gas consumption, record the date, mileage and gallons bought each time you stop. Notes can be jotted on masking tape on the top edge of the door. When one strip has been filled, pull it off and stick another in its place.



Window screening will keep small insects from getting into your car through the heater and ventilating air-inlet grilles. It can be fastened to the coarse-mesh openings with hooked wires pulled back through, as pictured in inset, and then twisted tight.



To keep a work light in place when you use it under the car, weld or bolt a bracket to the shield on the guard. It will then give light where you want it and won't roll from place. The flat sides allow concentration of light in any of three positions.